

BALE BAND-IT™

220



PAGE #	SECTION NAME
3	BACK FLOOR
7	BACK GATE
11	BANDING BOX
27	CHROME RAIL
33	ELEVATOR
39	HORIZONTAL PLUNGER
39	MISCELLANEOUS
53	PRESSURE PLATE
57	STRAP DRUM
63	STRAP GUIDE ARMS
69	STRAP ROLLER – BRACES
77	TIRES & WHEELS
84	VERTICAL PLUNGER

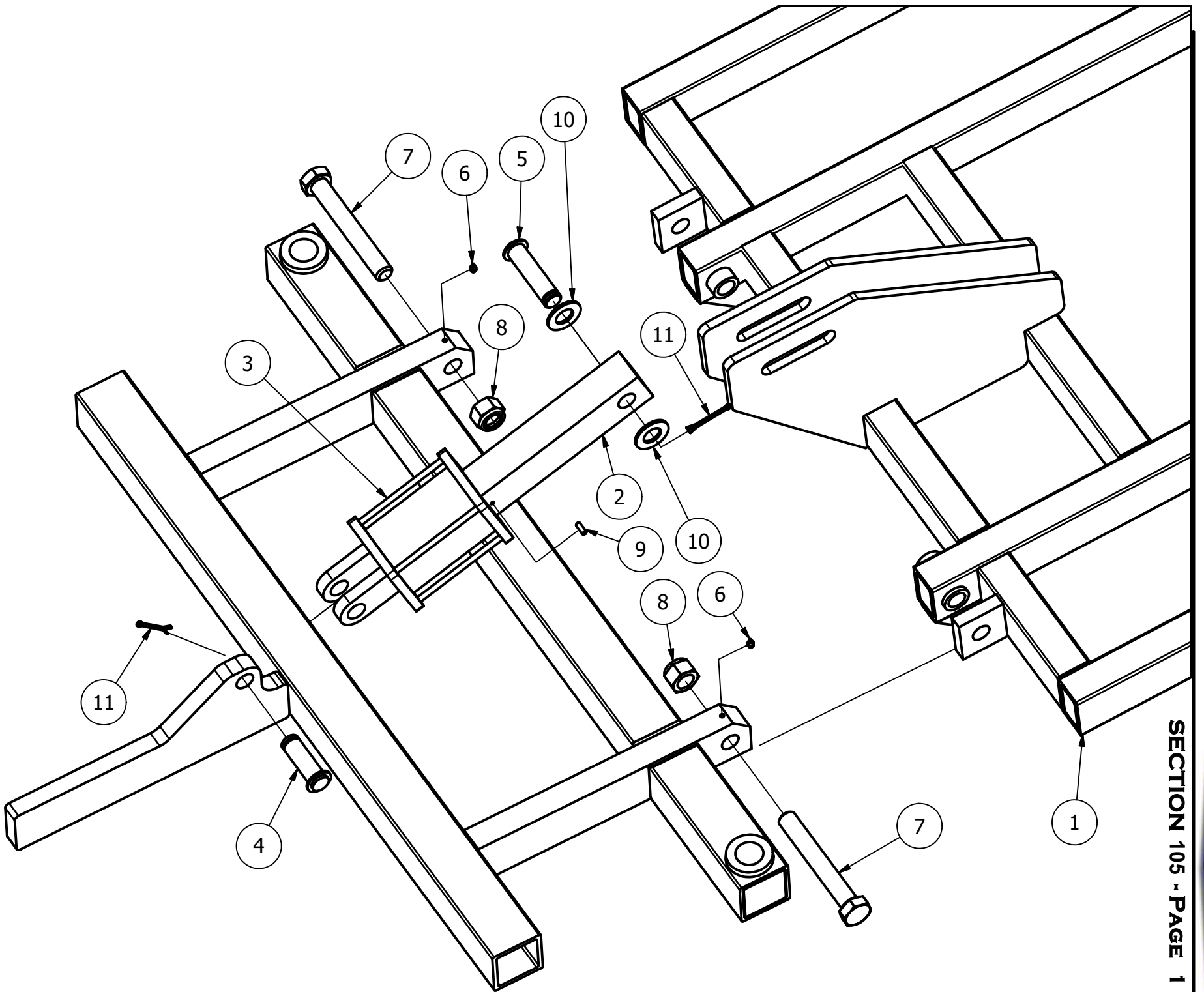
BALE BAND-IT PARTS

BACK FLOOR SECTION 105

105

TABLE OF CONTENTS

<u>NAME</u>	<u>PAGE #</u>
BACK FLOOR ASSEMBLY	3-5





Back Floor Assembly			
ITEM	QTY	PART NUMBER	DESCRIPTION
1	1	1-D-0000A	Back Floor Weldment
2	1	1-M-0066	YOKE FOR BACK FLOOR CYLINDER
3	1	1-Y-0077	Cylinder, Back Floor 4" Bore, 1.25" Rod x 2.75" Stroke w / pin & retainers
4	1	1-Y-0136	Pin, Cylinder 1"OD x 2.75" Usable with weld on washer end
5	1	1-Y-0703	Pin, Cylinder 1"OD x 3.625" Usable with weld on washer end
6	2	1-Z-0015	Grease Zerk - Straight, self tapping 0.25" - 28
7	2	1-Z-0057	Hex cap screw, 1" - 8 UNC x 7", GRD 5
8	2	1-Z-0078	Nylon Lock Nut, 1" - 8 UNC
9	1	1-Z-0106	Socket set screw flat point, 0.25" - 20 UNC x 0.75"
10	2	1-Z-0121	Washer, Flat Normal 1"
11	2	1-Z-0295	Cotter, Pin Standard 5/32" Dia. X 2.25" Long

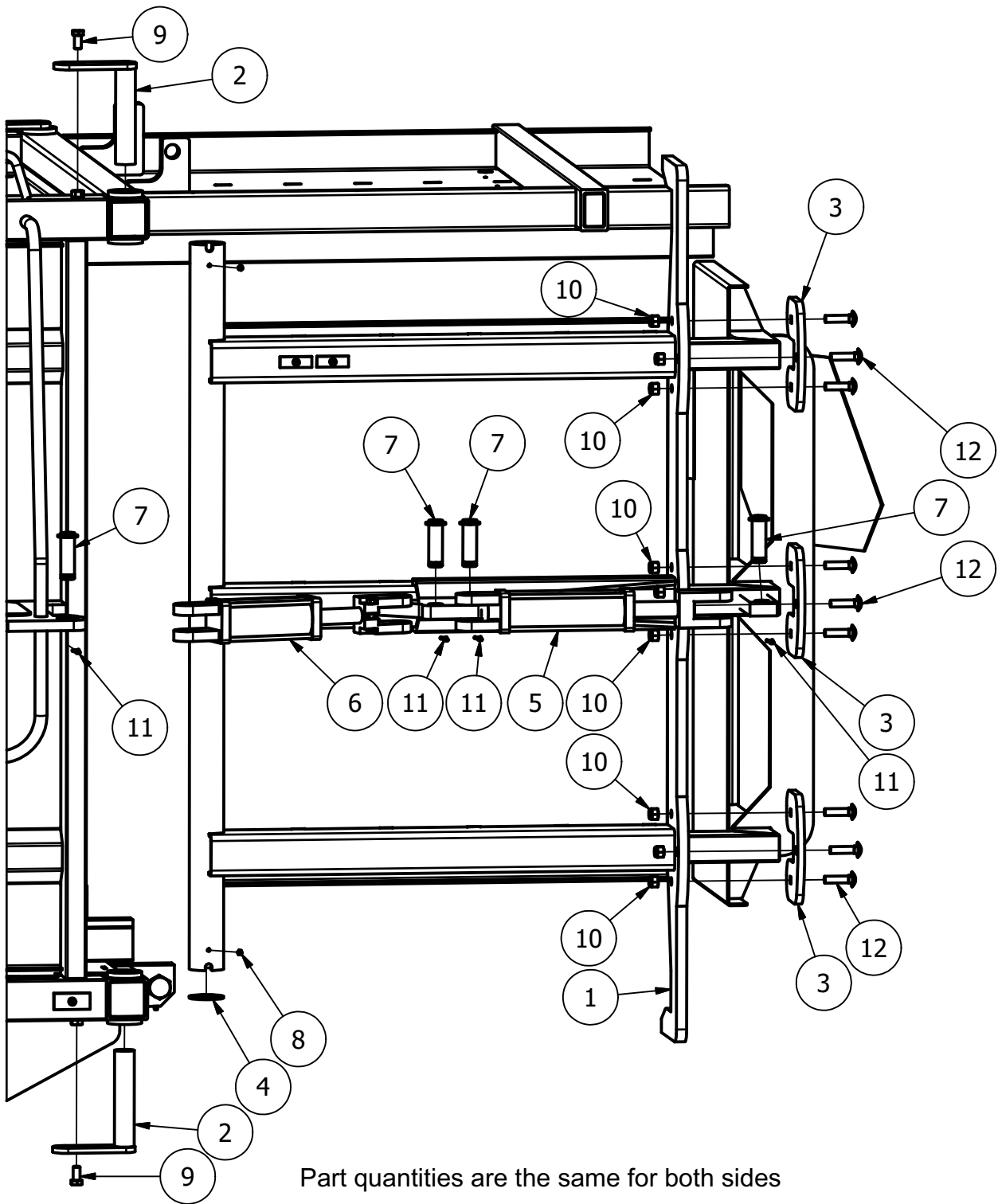
BALE BAND-IT PARTS

BACK GATE SECTION 110

TABLE OF CONTENTS

<u>NAME</u>	<u>PAGE #</u>
BACK GATE ASSEMBLY	8 - 9
SLOW MOVING SIGN ASSEMBLY	10

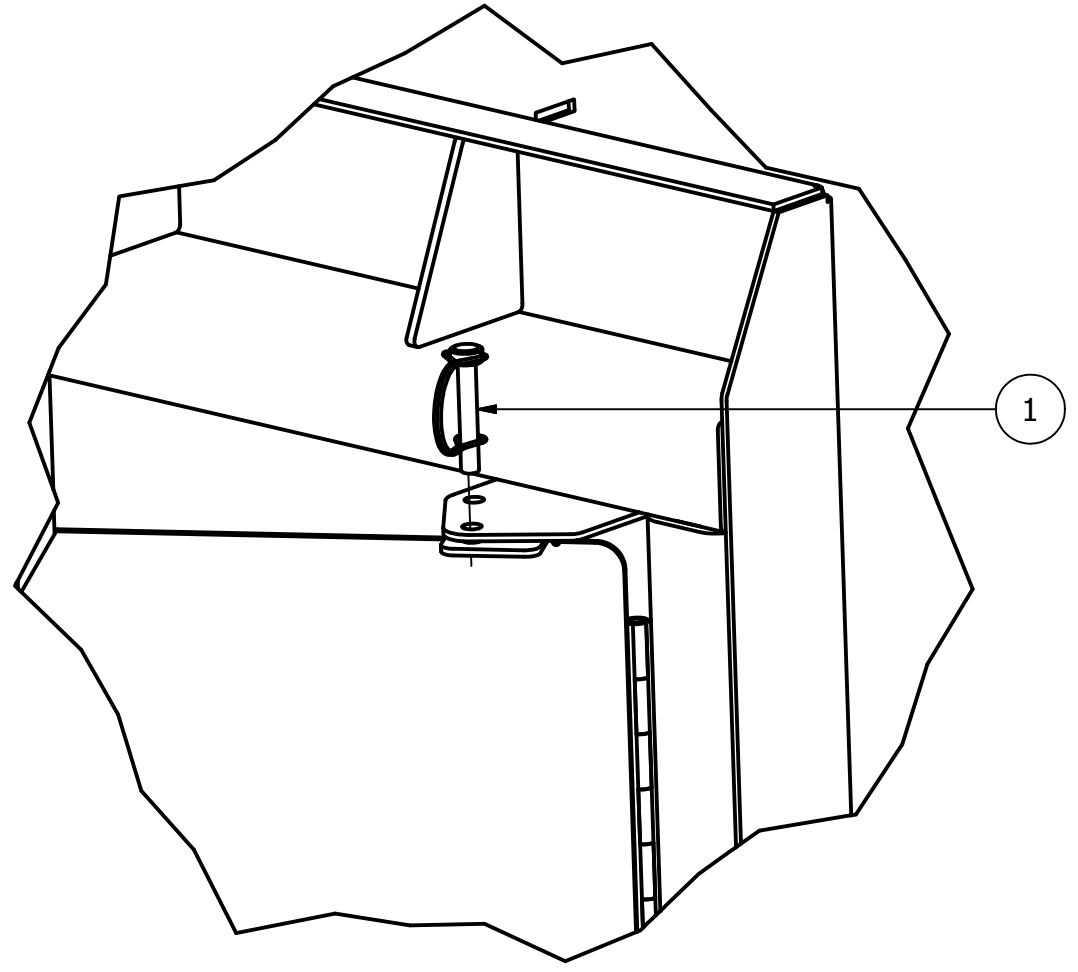
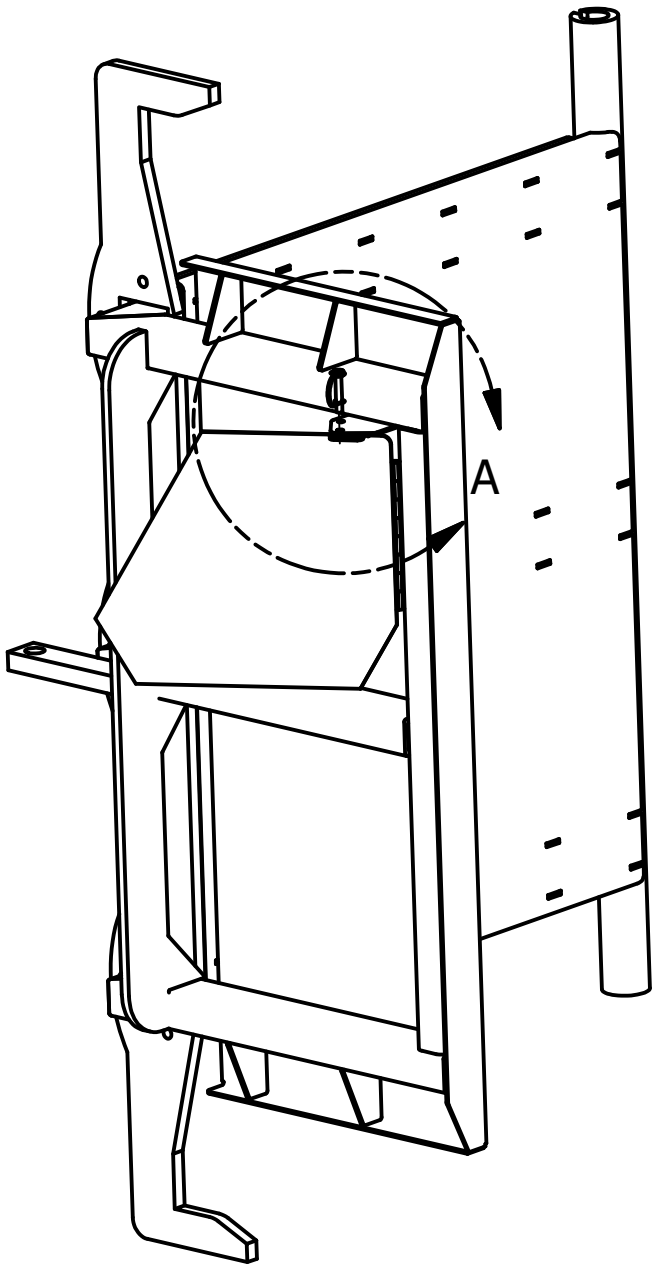
110



Part quantities are the same for both sides



Back Gate Assembly			
ITEM	QT	PART NUMBER	DESCRIPTION
1	1	1-E-0000A	Back gate left weldment
2	2	1-M-0000Q	Back Gate Pin Weldment
3	3	1-M-0210	Back Gate UHMW Slide
4	1	1-M-0256	Back Gate Shim Washer
5	1	1-Y-0078	Cylinder, Back Gate Telescope 2.5" Bore, 1.125" Rod x 8" Stroke
6	1	1-Y-0079	Cylinder, Back Gate Swing, 2.5" Bore 1.125" Rod x 6" Stroke
7	4	1-Y-0136	Pin, Cylinder 1"OD x 2.75" Usable with weld on washer end
8	2	1-Z-0015	Grease Zerk - Straight, self tapping 0.25" - 28
9	2	1-Z-0039	HEX CAP SCREW, .5"-13 UNC X 1", GRD 5
10	9	1-Z-0078	Nylon Lock Nut, 0.5" - 13 UNC
11	4	1-Z-0221	Cotter, Pin Standard 5/32" Dia. X 1.25" Long
12	9	1-Z-0307	Carriage Bolt, 1/2"-13 UNC x 2.0" G5



Slow Moving Vehicle Sign Adjustment			
ITEM	QT	PART NUMBER	DESCRIPTION
1	1	1-Z-0093	Snap pin round retainer w/ tab lock 0.3125" Dia x 1.75" usable

BALE BAND-IT PARTS

BANDING BOX SECTION 115

TABLE OF CONTENTS

<u>NAME</u>	<u>PAGE #</u>
LID LATCH ASSEMBLY	12
TOP BANDER ASSEMBLY - RIGHT	13
TOP BANDER ASSEMBLY - LEFT	14
BOTTOM BANDER ASSEMBLY - RIGHT	15
BOTTOM BANDER ASSEMBLY – LEFT	16
TOP & BOTTOM BANDER ASSEMBLY	17
FULL BAND GUIDE ASSEMBLY	18
RED HANDLE LATCH & BANDER ALIGNER ASSEMBLY - LEFT	19
RED HANDLE LATCH & BANDER ALIGNER ASSEMBLY - RIGHT	20
CARRIAGE RAIL ASSEMBLY	21 - 22
CARRIAGE ASSEMBLY – LEFT	23 - 24
CARRIAGE ASSEMBLY – RIGHT	25 - 26
BANDING BOX ASSEMBLY TO UNIT	13 – 14

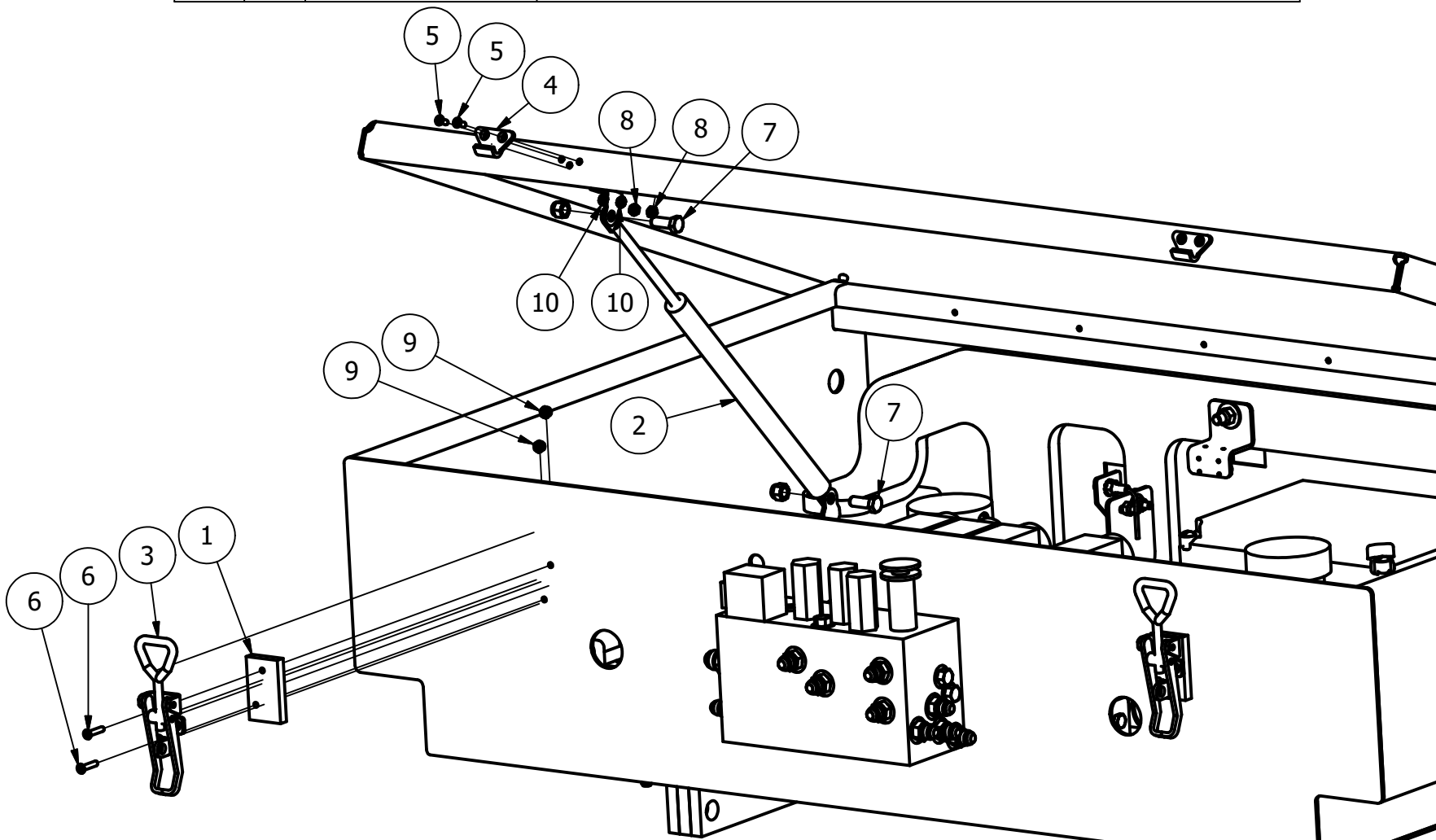


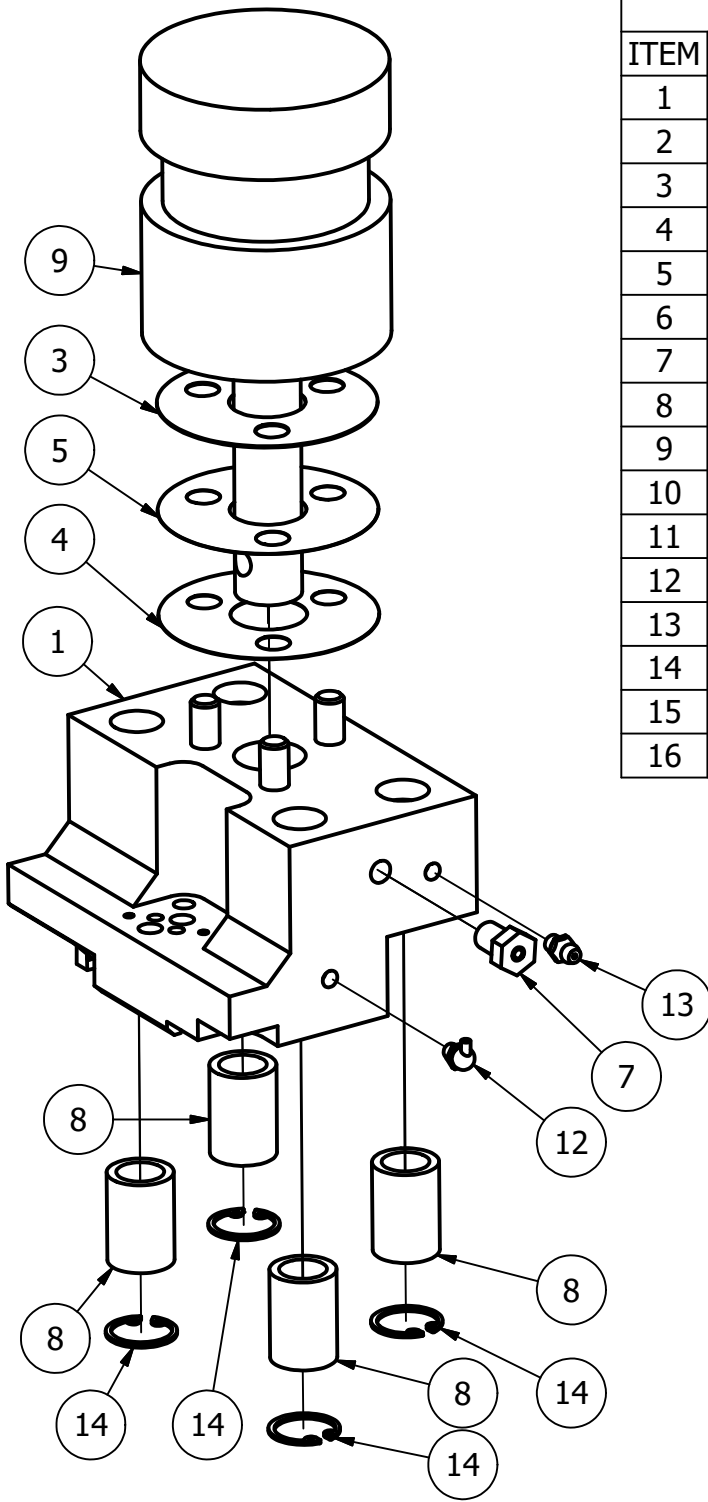
115

\



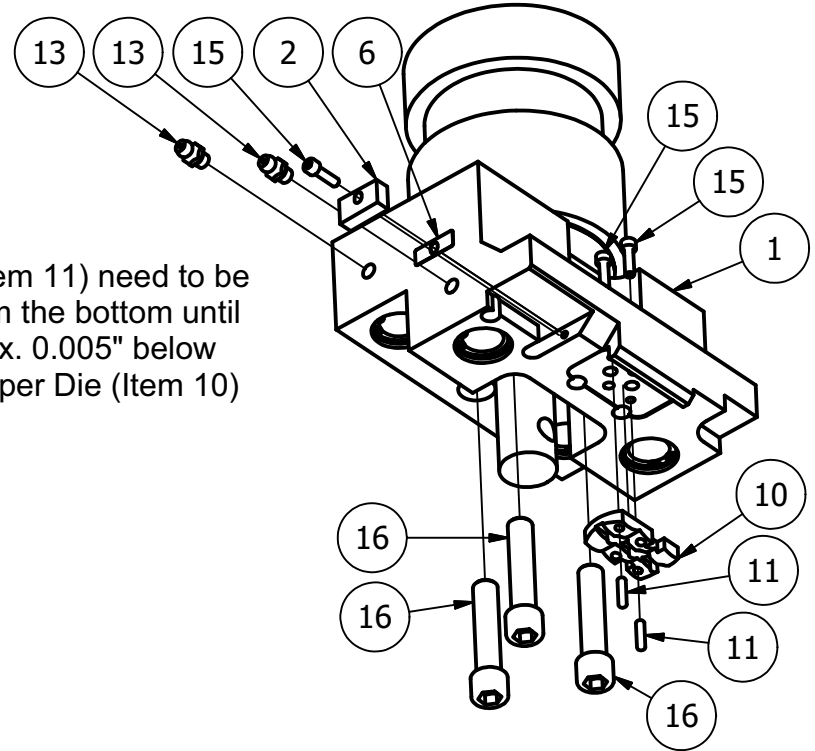
Lid Latch Assembly			
ITEM	QTY	PART NUMBER	DESCRIPTION
1	2	1-G-0067	Latch Shim
2	1	1-Y-0115	Gas cylinder, 23.5" Extended x 9.5" Stroke
3	2	1-Y-0827	adjustable draw latch loop bar
4	2	1-Y-0827b	Strike
5	4	1-Z-0007	Hexagon Socket Flat Countersunk Head Cap Screw
6	4	1-Z-0008	Hexagon Socket Flat Countersunk Head Cap Screw
7	2	1-Z-0028	Hex Cap Screw, .375"-16 UNC X 1"
8	4	1-Z-0069	Nut, Hex Regular #10 - 24 UNC
9	4	1-Z-0074	Nylon Lock Nut, #10"-24 UNC
10	4	1-Z-0130	Lock Washers (Inch Series) External Tooth Lock Washer - Type A





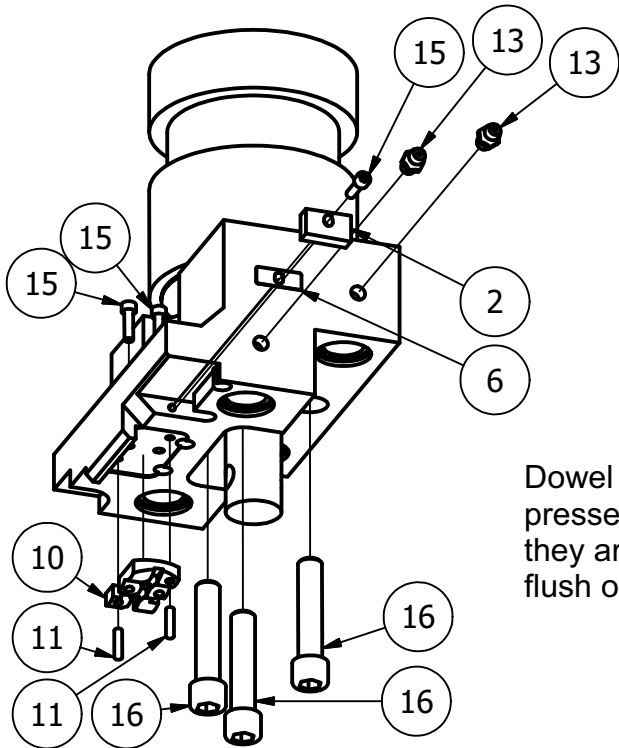
Top Bander Assembly - Right			
ITEM	QTY	PART NUMBER	DESCRIPTION
1	1	1-G-0033	Die Holder
2	1	1-G-0040	Upper Knife
3	1	1-G-0052	0.020" SHIM
4	1	1-G-0065	0.010" SHIM
5	1	1-G-0066	0.005" SHIM
6	1	1-G-0129	Shim - Upper Knife 0.005"
7	1	1-G-Assembly-014	Bander magnet holders - Plastic bolts
8	4	1-Y-0064	Bushing, Drill .625" ID x .875" OD x 1.25"
9	1	1-Y-0080	Cylinder, Bander 2.5" Bore, 0.875" Rod x 0.5" Stroke
10	1	1-Y-0161	Die, upper
11	2	1-Z-0004	Dowel Pin, .125 Dia X .5
12	1	1-Z-0014	Grease zerk self-tapping 90 degree 0.25" - 28
13	3	1-Z-0015	Grease Zerk - Straight, self tapping 0.25" - 28
14	4	1-Z-0085	Internal Retaining Rings
15	3	1-Z-0095	Socket Head Cap Screw #6-32 UNC X .25"
16	3	1-Z-0097	Socket Head Cap Screw .375"-16 UNC X 1.75"

Dowel Pins (Item 11) need to be pressed in from the bottom until they are approx. 0.005" below flush of the Upper Die (Item 10)

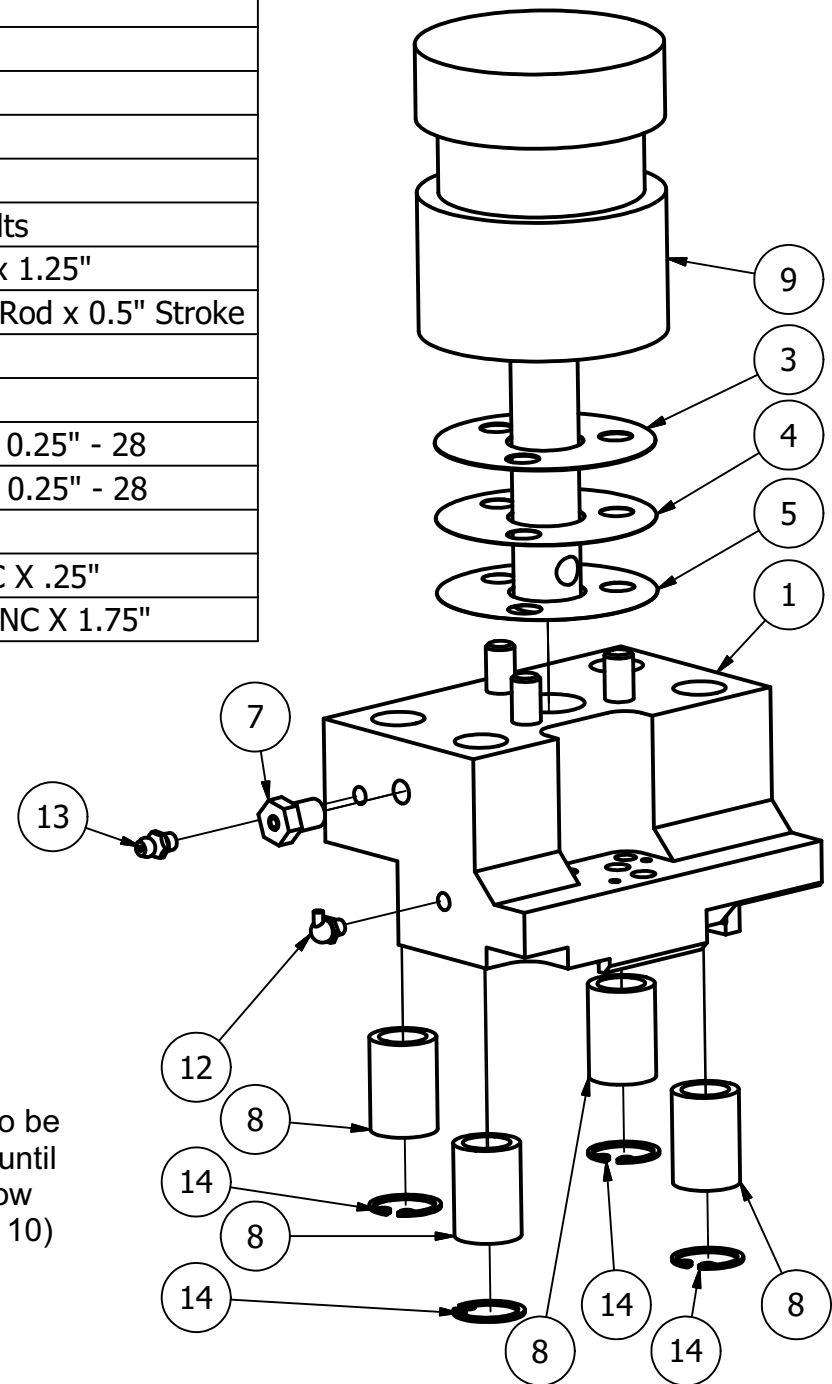


Top Bander Assembly - Left

ITEM	QTY	PART NUMBER	DESCRIPTION
1	1	1-G-0034	Die Holder
2	1	1-G-0040	Upper Knife
3	1	1-G-0052	0.020" SHIM
4	1	1-G-0065	0.010" SHIM
5	1	1-G-0066	0.005" SHIM
6	1	1-G-0129	Shim - Upper Knife 0.005"
7	1	1-G-Assembly-014	Bander magnet holders - Plastic bolts
8	4	1-Y-0064	Bushing, Drill .625" ID x .875" OD x 1.25"
9	1	1-Y-0080	Cylinder, Bander 2.5" Bore, 0.875" Rod x 0.5" Stroke
10	1	1-Y-0161	Die, upper
11	2	1-Z-0004	Dowel Pin, .125 Dia X .5
12	1	1-Z-0014	Grease zerk self-tapping 90 degree 0.25" - 28
13	3	1-Z-0015	Grease Zerk - Straight, self tapping 0.25" - 28
14	4	1-Z-0085	Internal Retaining Rings
15	3	1-Z-0095	Socket Head Cap Screw #6-32 UNC X .25"
16	3	1-Z-0097	Socket Head Cap Screw .375"-16 UNC X 1.75"




Dowel pins (item 11) need to be pressed in from the bottom until they are approx. 0.005" below flush of the Upper Die (item 10)

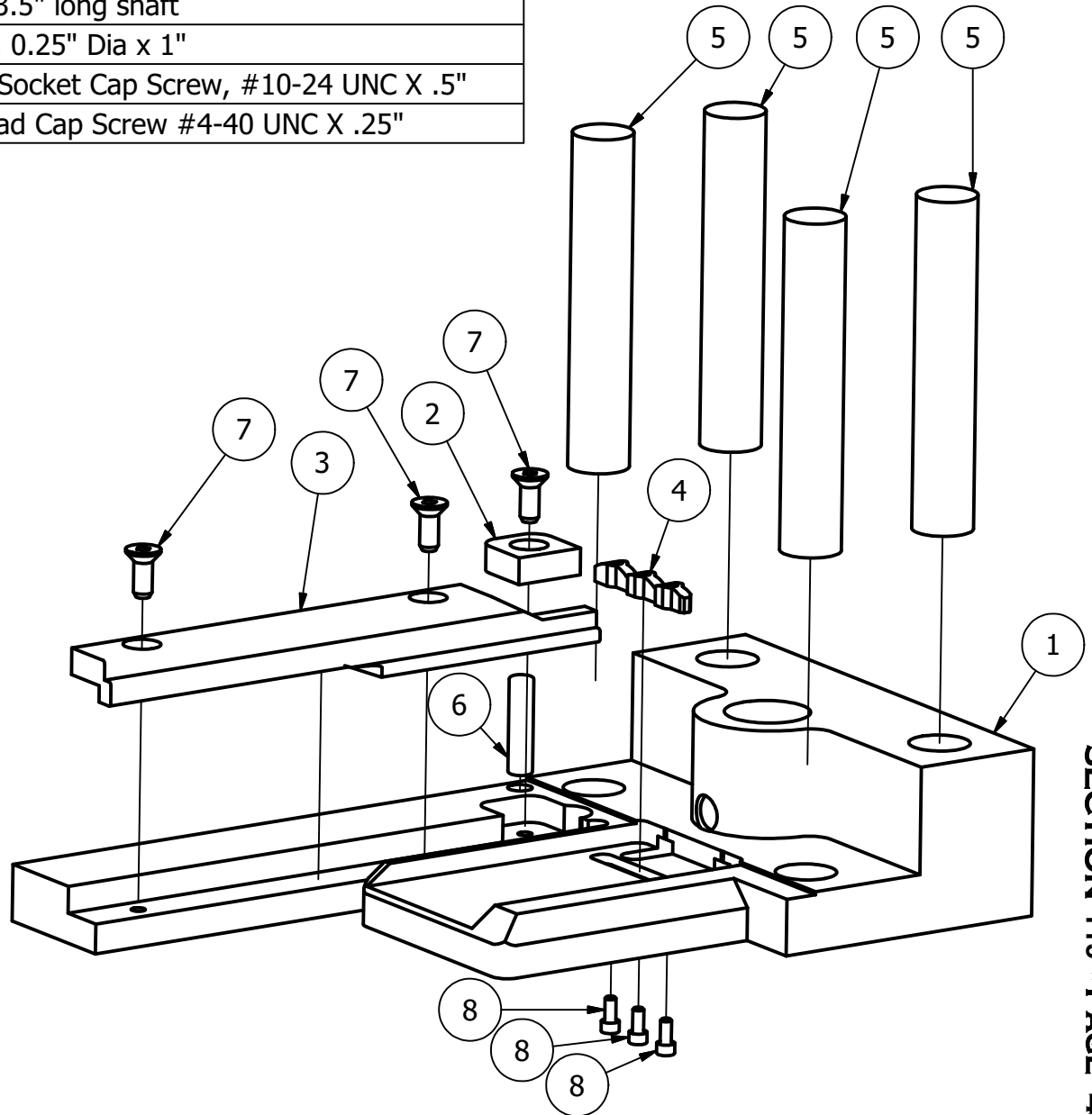




Bottom Bander Assembly - Right			
ITEM	QT	PART NUMBER	DESCRIPTION
1	1	1-G-0031	Bottom Die Holder Right
2	1	1-G-0039	Lower Knife
3	1	1-G-0086	Zinc Plated Insert - Right
4	1	1-Y-0122	Die, lower
5	4	1-Y-0153	5/8"OD x 3.5" long shaft
6	1	1-Z-0005	Dowel Pin, 0.25" Dia x 1"
7	3	1-Z-0007	Flat Head Socket Cap Screw, #10-24 UNC X .5"
8	3	1-Z-0094	Socket Head Cap Screw #4-40 UNC X .25"

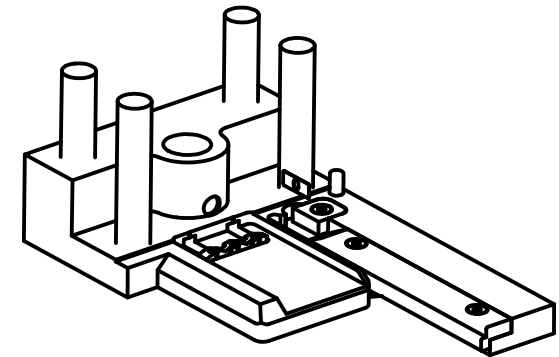
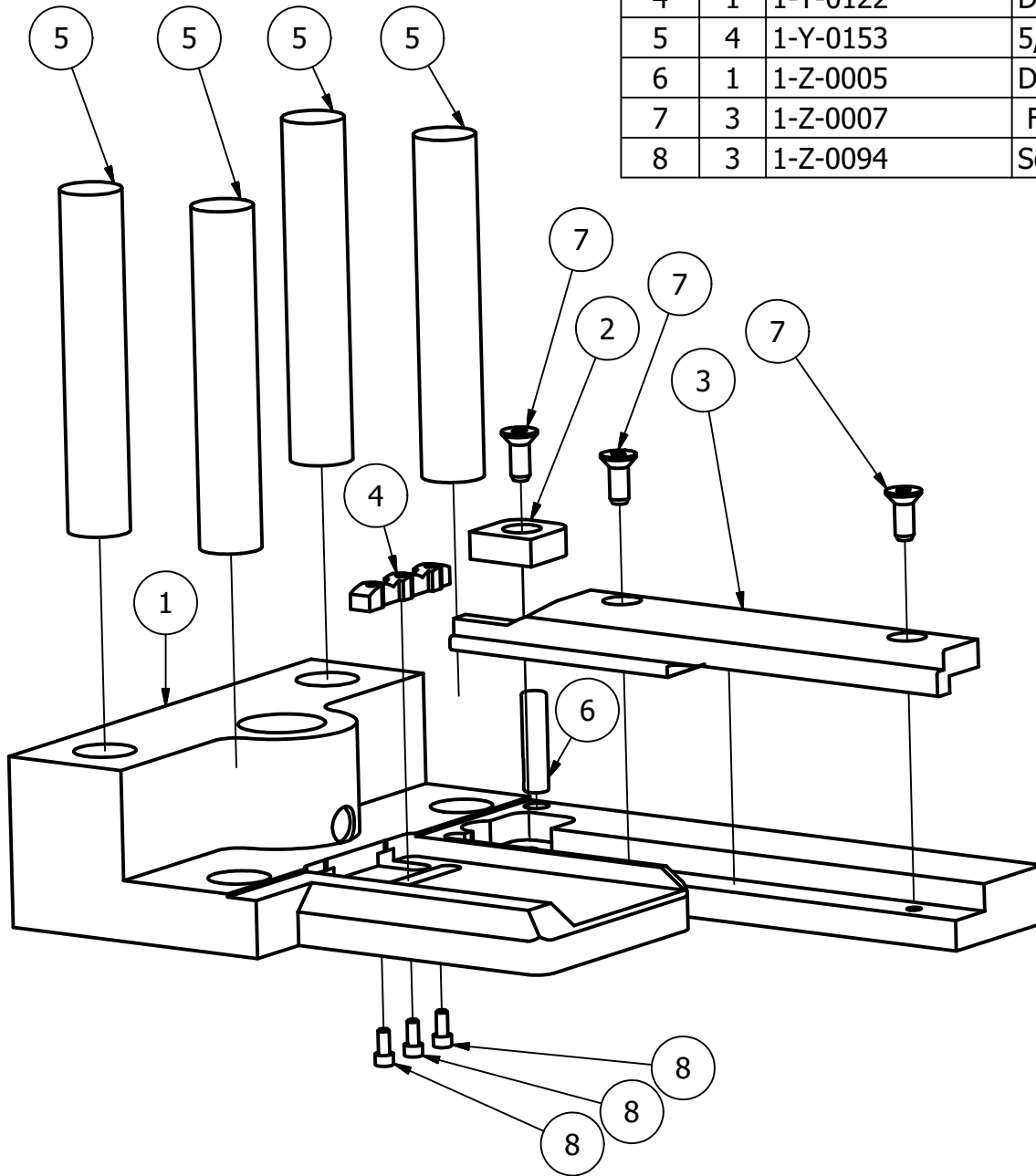


Assembled





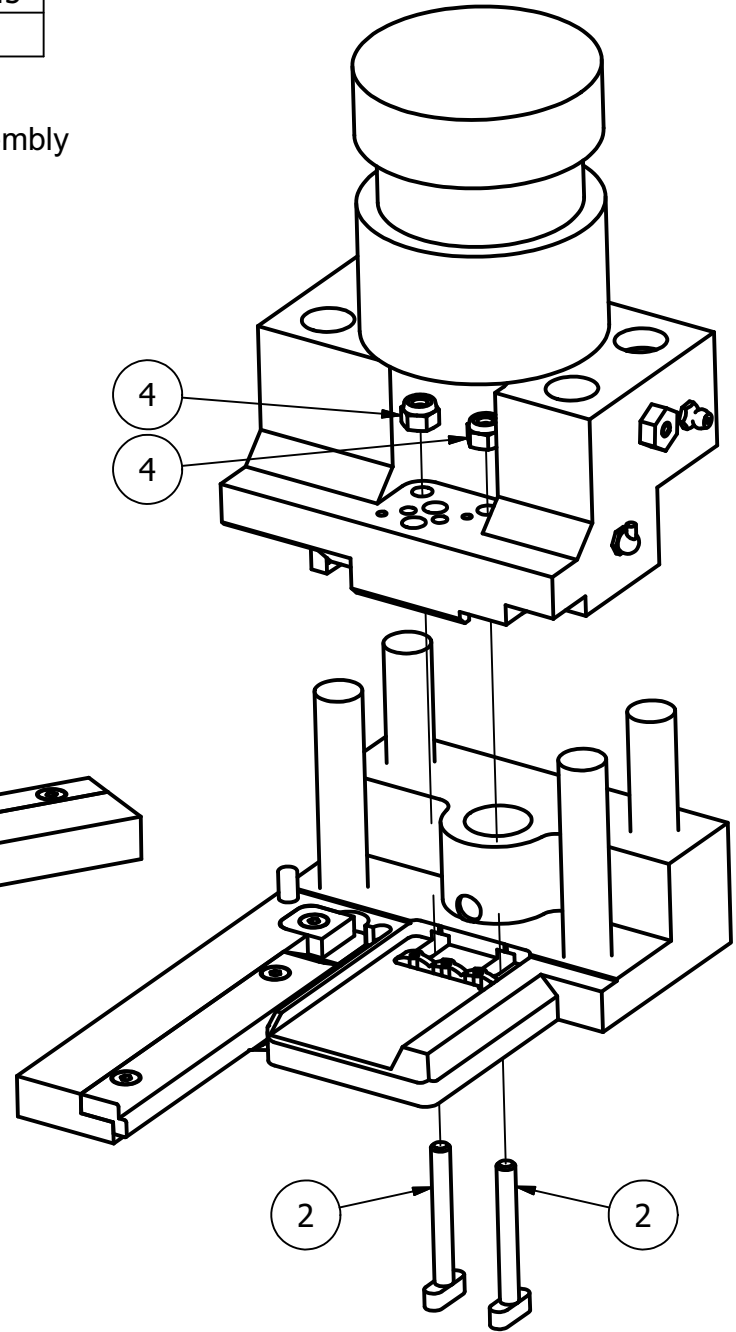
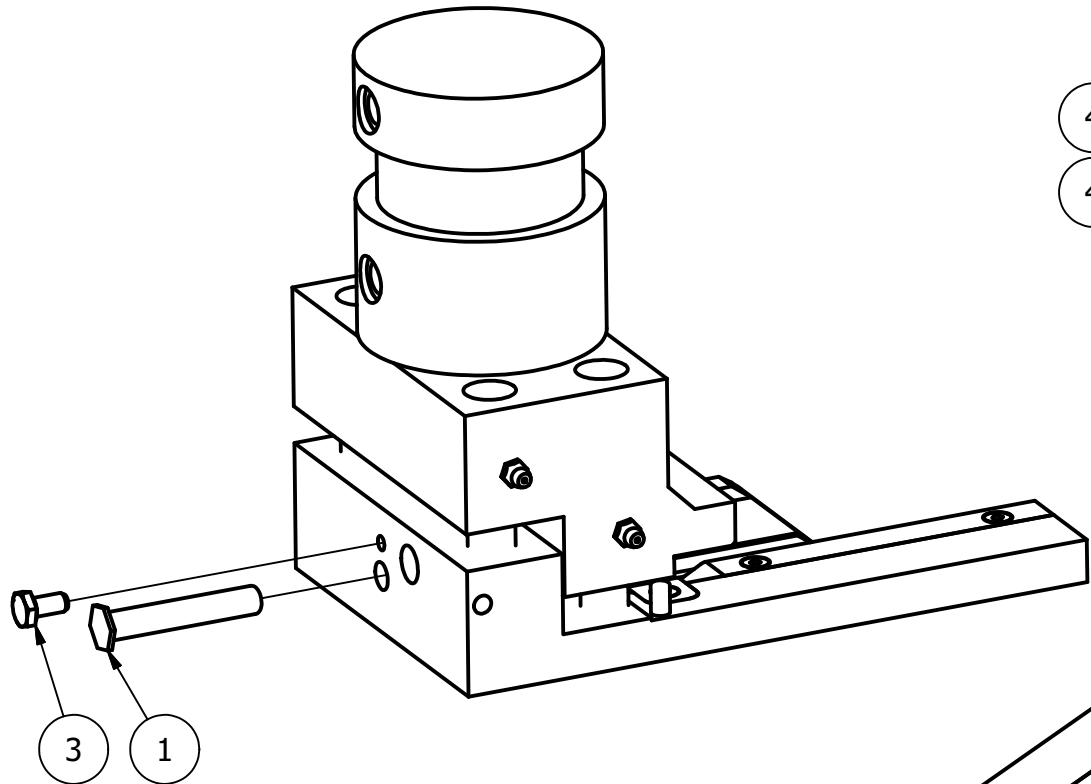
Bottom Bander Assembly - left			
ITEM	QTY	PART NUMBER	DESCRIPTION
1	1	1-G-0032	Bottom Die Holder Left
2	1	1-G-0039	Lower Knife
3	1	1-G-0085	Zinc Plated Insert - Left
4	1	1-Y-0122	Die, lower
5	4	1-Y-0153	5/8"OD x 3.5" long shaft
6	1	1-Z-0005	Dowel Pin, 0.25" Dia x 1"
7	3	1-Z-0007	Flat Head Socket Cap Screw, #10-24 UNC X .5"
8	3	1-Z-0094	Socket Head Cap Screw #4-40 UNC X .25"



Assembled

Top & Bottom Bander Assembly			
ITEM	QT	PART NUMBER	DESCRIPTION
1	1	1-G-0021	Pin for Bander Cylinder
2	2	1-G-0068	Lifter
3	1	1-Z-0017	Hex Cap Screw, .25"-20 UNC X .5"
4	2	1-Z-0239	Nylon Lock Nut, 0.25" - 20 UNC

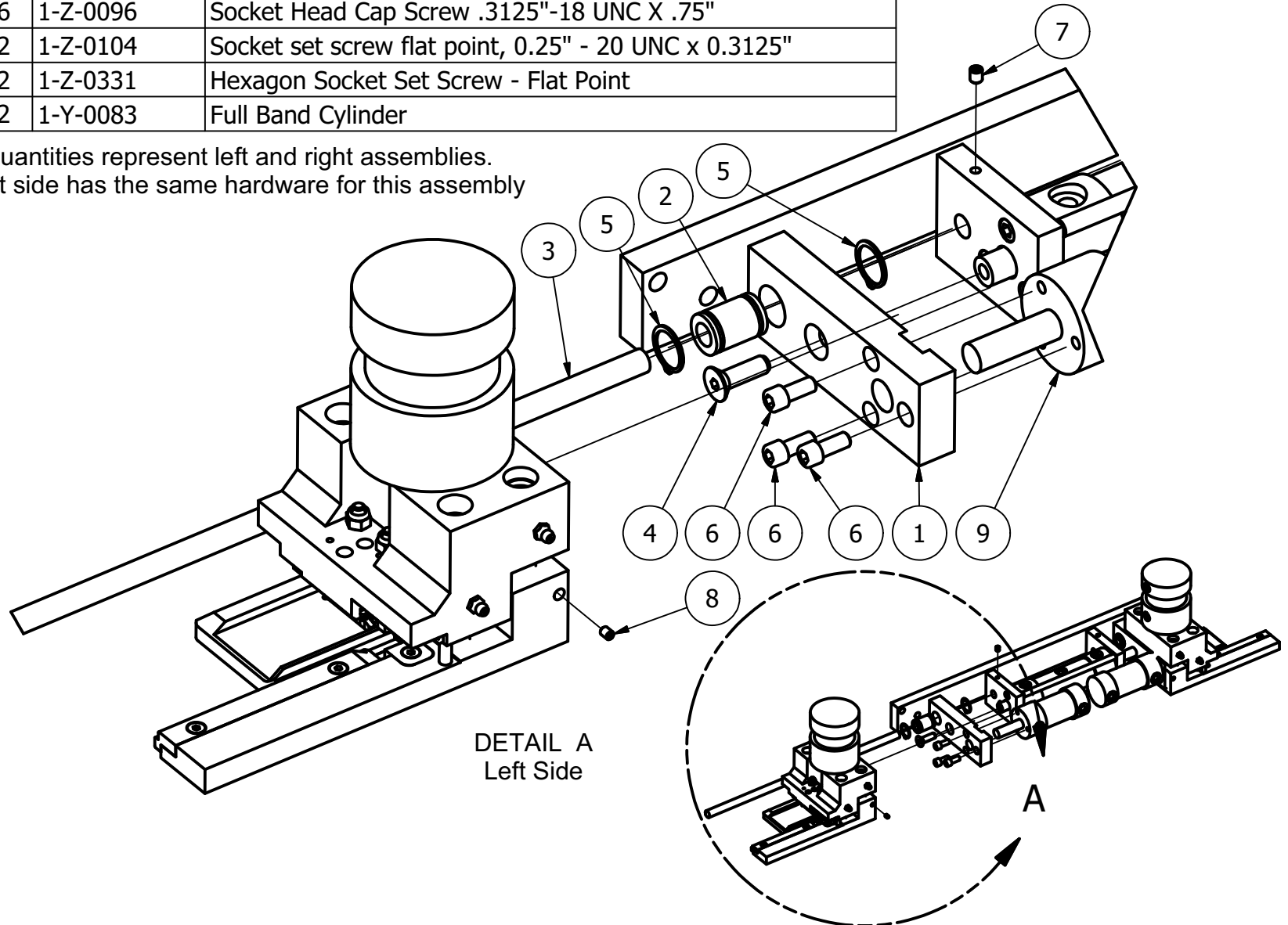
Note: Quantities shown are for one side.
The left side has the same hardware for this assembly



Full Band Guide Assembly

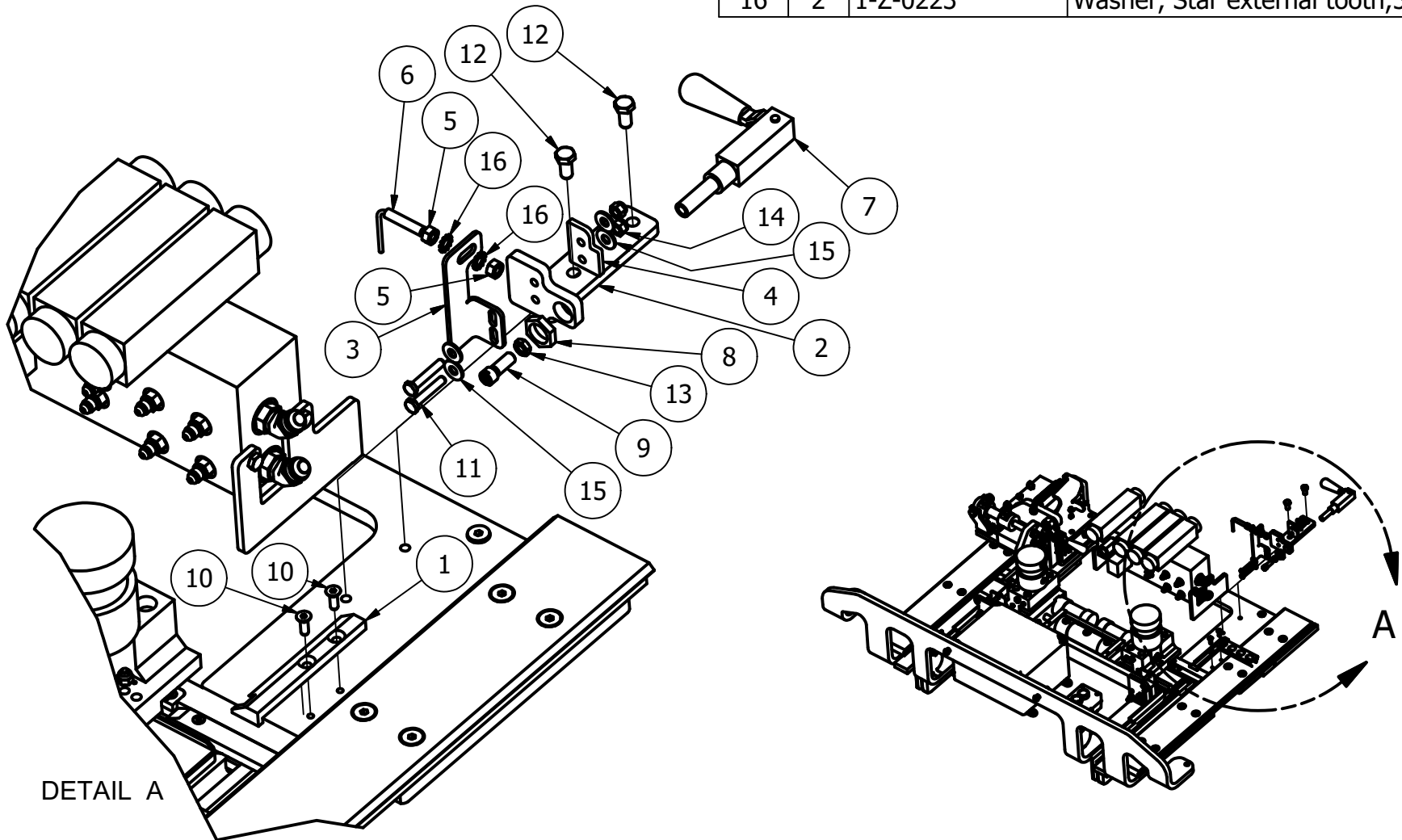
ITEM	QTY	PART NUMBER	DESCRIPTION
1	2	1-G-0047	CYLINDER MOUNT FOR FULL BAND POSITION
2	2	1-Y-0121	1/2"ID x 7/8"OD x 1.25" long linear bearing
3	1	1-Y-0152	1/2"OD x 14.875" long shaft
4	2	1-Z-0011	Flat Head Socket Cap Screw, 0.375" - 16 UNC x 1.25", GRD 8
5	4	1-Z-0084	Retaining Ring External .875"
6	6	1-Z-0096	Socket Head Cap Screw .3125"-18 UNC X .75"
7	2	1-Z-0104	Socket set screw flat point, 0.25" - 20 UNC x 0.3125"
8	2	1-Z-0331	Hexagon Socket Set Screw - Flat Point
9	2	1-Y-0083	Full Band Cylinder

Note: Quantities represent left and right assemblies.
The right side has the same hardware for this assembly



Red Handle Latch & Bander Aligner Assembly - Left			
ITEM	QTY	PART NUMBER	DESCRIPTION
1	1	1-G-0027	Zinc Plated Bander Aligner
2	1	1-G-0088	Red Handle Plate - Left
3	1	1-G-0110	Reed Bracket -Fetch Retract-Left
4	1	1-G-0123	Anti-Rotate Stop for Red Handle
5	2	1-Y-0205	Brass Nut, .3125-18 UNC
6	1	1-Y-0213	Reed Switch 5' Leads
7	1	1-Y-0685	Clamp Model 6004 Red Handle
8	1	1-Y-0685b	Red Handle Nut .75" UNC
9	1	1-Y-0704	Gripper, Adjustable ..3125"-18

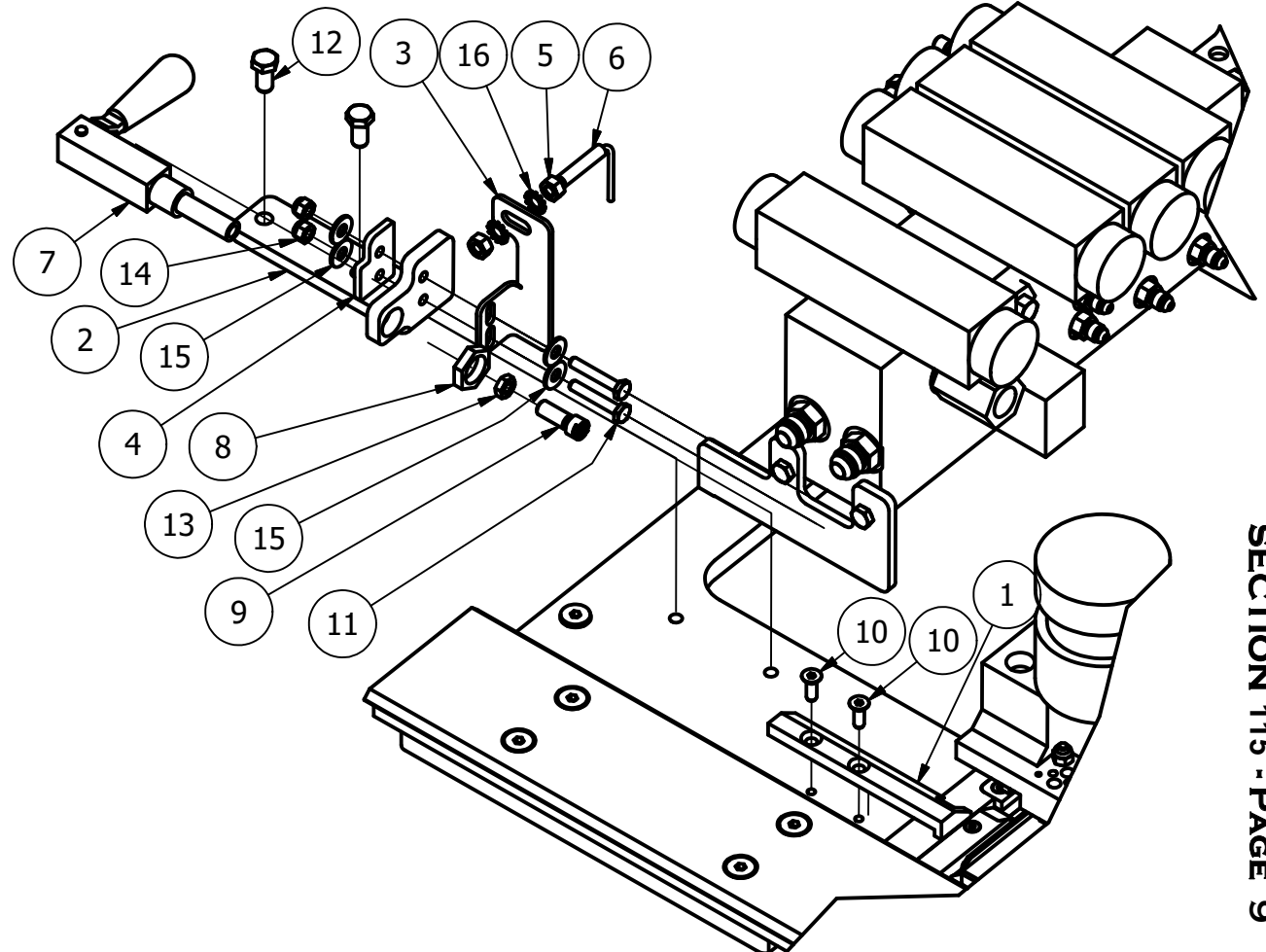
Red Handle Latch & Bander Aligner Assembly - Left			
ITEM	QTY	PART NUMBER	DESCRIPTION
10	2	1-Z-0009	Flat Head Socket Cap Screw, 0.25"-20 UNC x 0.75"
11	2	1-Z-0020	Hex Cap Screw, 0.25" - 20 UNC x 1.5"
12	2	1-Z-0027	Hex Cap Screw, 0.375" - 16 UNC x 0.75"
13	1	1-Z-0058	Hex Jam Nut .3125"-18 UNC
14	2	1-Z-0075	Nylon Lock Nut, .25"-20 UNC
15	4	1-Z-0180	Washer, Flat Normal 0.25"
16	2	1-Z-0223	Washer, Star external tooth,5/16"



DETAIL A

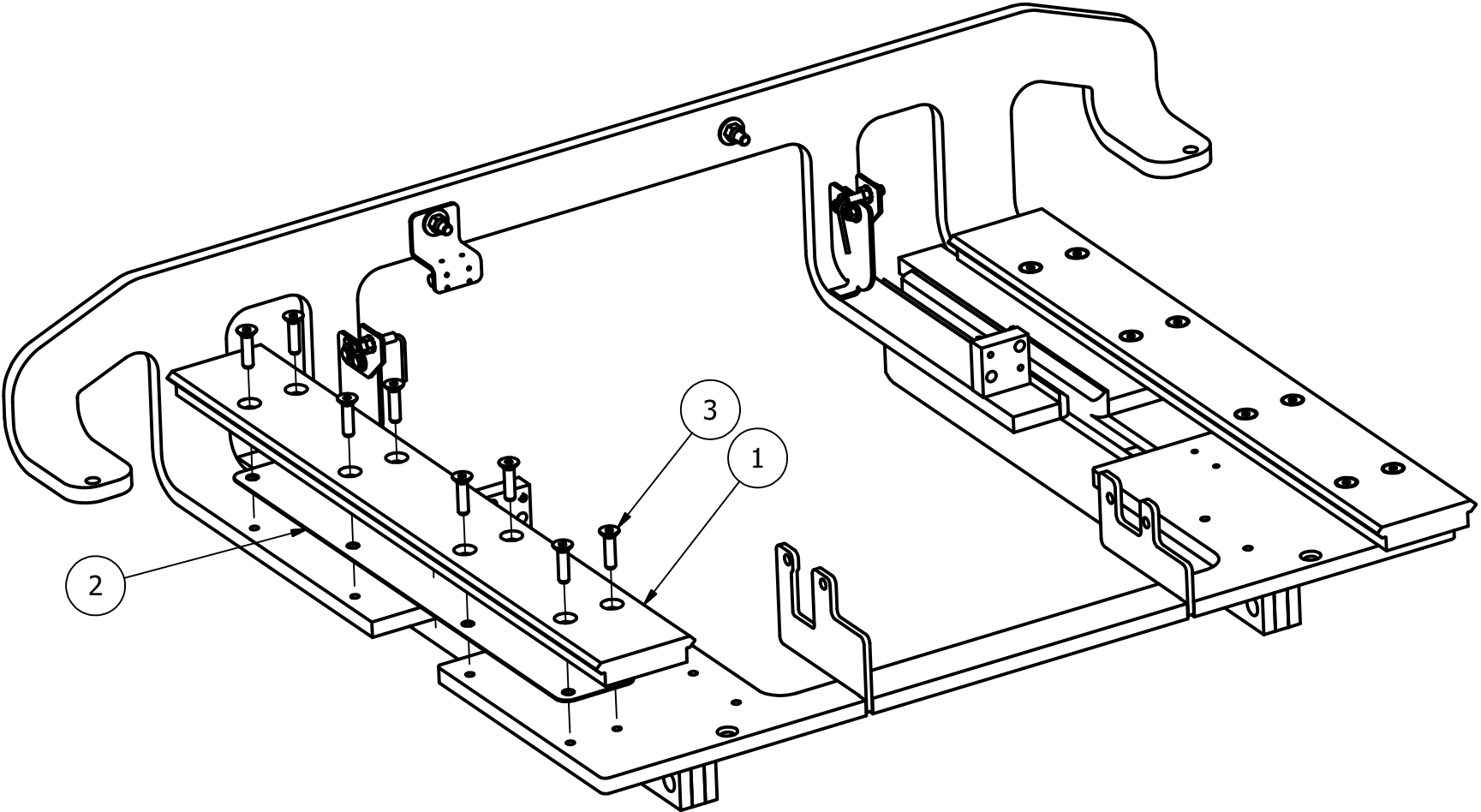


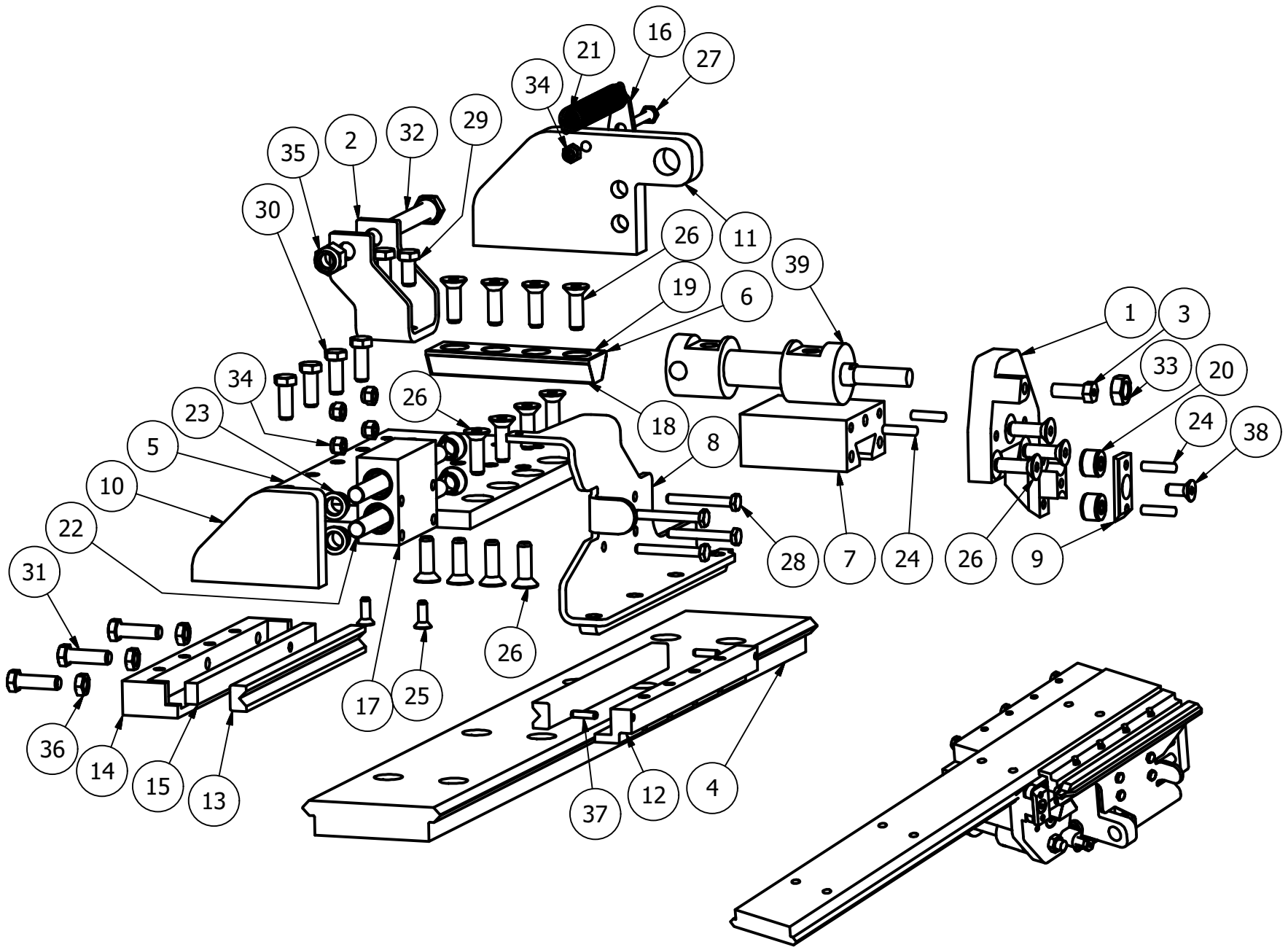
Red Handle And Strap Aliner Assembly				Red Handle And Strap Aliner Assembly			
ITEM	QT	PART NUMBER	DESCRIPTION	ITEM	QT	PART NUMBER	DESCRIPTION
1	1	1-G-0028	Zinc Plated Bander Aligner	10	2	1-Z-0009	Flat Head Socket Cap Screw, 0.25"-20 UNC x 0.75"
2	1	1-G-0121	Red Handle Plate - Right	11	2	1-Z-0020	Hex Cap Screw, 0.25" - 20 UNC x 1.5"
3	1	1-G-0122	Reed Bracket -Fetch Retract-Right	12	2	1-Z-0027	Hex Cap Screw, 0.375" - 16 UNC x 0.75"
4	1	1-G-0123	Anti-Rotate Stop for Red Handle	13	1	1-Z-0058	Hex Jam Nut .3125"-18 UNC
5	2	1-Y-0205	Brass Nut, .3125-18 UNC	14	2	1-Z-0075	Nylon Lock Nut, 0.25" - 20 UNC
6	1	1-Y-0213	Reed Switch 5' Leads	15	4	1-Z-0180	Washer, Flat Normal 0.25"
7	1	1-Y-0685	Clamp Model 6004 Red Handle	16	2	1-Z-0223	Washer, Star external tooth, 5/16"
8	1	1-Y-0685b	Red Handle Nut .75" UNC				
9	1	1-Y-0704	Gripper, Adjustable ..3125"-18				





Carrage Rail Assembly			
ITEM	QT	PART NUMBER	DESCRIPTION
1	2	1-G-0096	TRACK, CARRAIGE
2	2	1-G-0130	Shim, 0.0598 (16ga) Track, Carraige
3	18	1-Z-0012	Flat Head Socket Cap Screw, .375"-18 UNC X 1.5

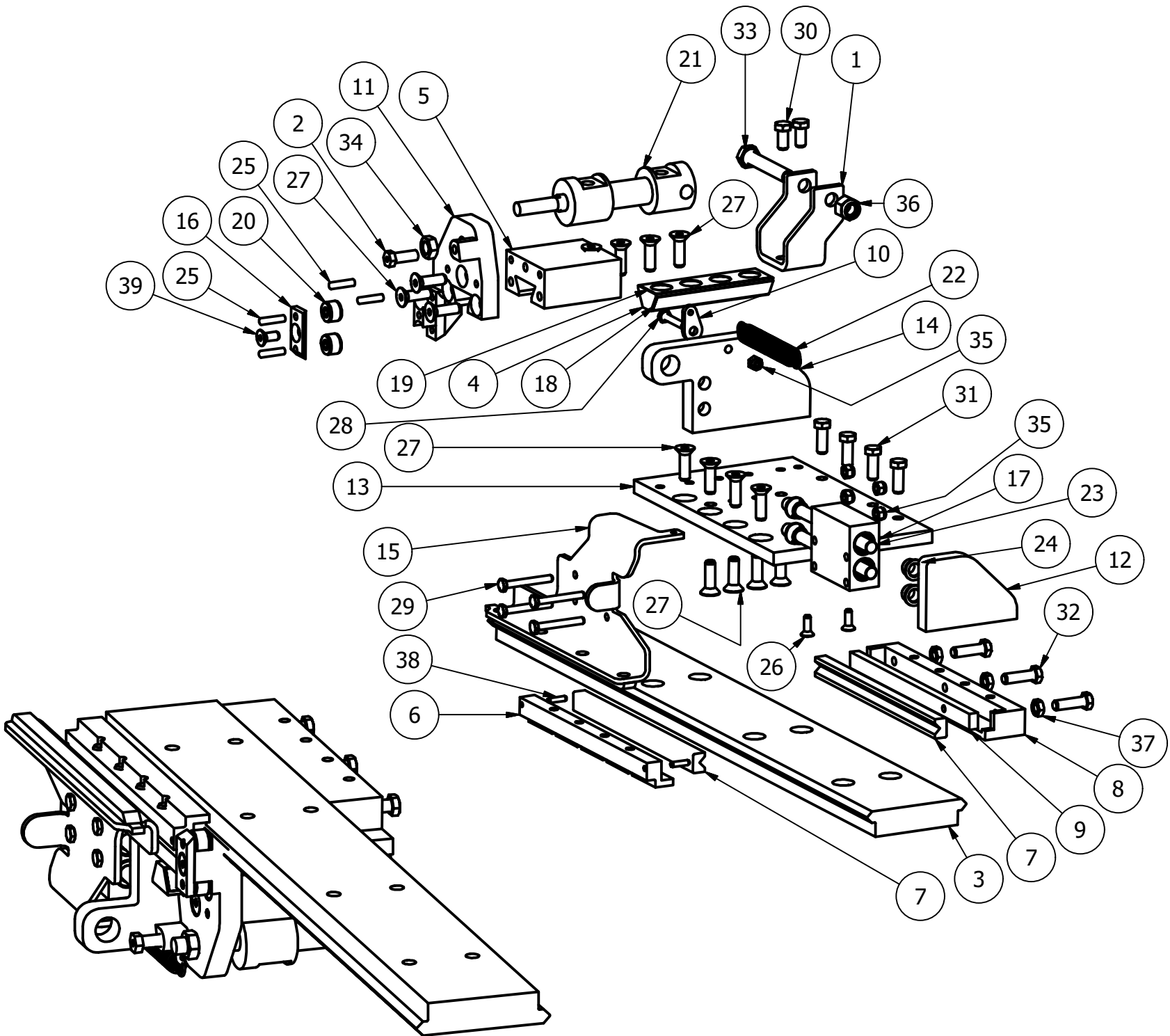






Carriage Assembly - Left				Carriage Assembly - Left			
ITEM	QTY	PART NUMBER	DESCRIPTION	ITEM	QTY	PART NUMBER	DESCRIPTION
1	1	1-G-0090	Fetcher - Left	22	2	1-Y-0687	Undercarriage - Shaft Guide
2	1	1-G-0091	Fetcher Swing Cylinder Mount	23	4	1-Y-0688	Undercarriage, Flange Bearing Polymer
3	1	1-G-0092	Plastic, HCS 3/8"-16 X 1", w/ hole in head	24	4	1-Z-0005	Dowel Pin, 0.25" Dia x 1"
4	1	1-G-0096	TRACK, CARRAIGE	25	2	1-Z-0009	Flat Head Socket Cap Screw, 0.25"-20 UNC x 0.75"
5	1	1-G-0099	Carriage Main Plate - Left				
* 6	1	1-G-0131	Dovetail Male - Fetcher Swing	26	15	1-Z-0011	Flat Head Socket Cap Screw, 0.375" - 16 UNC x 1.25", GRD 8
7	1	1-G-0101	Dovetail Female - Fetcher Swing				
8	1	1-G-0102	Plate on Carriage Skid Plate-Left	27	1	1-Z-0020	Hex Cap Screw, 0.25" - 20 UNC x 1.5"
9	1	1-G-0103	Fetcher End Plate - Left				
10	1	1-G-0104	Undercarriage Slider Endstop	28	4	1-Z-0021	Hex Cap Screw, 0.25" - 20 UNC X 2"
11	1	1-G-0105	Cylinder Holder for Carriage-Left	29	2	1-Z-0027	Hex Cap Screw, 0.375" - 16 UNC x 0.75"
12	1	1-G-0106	Carriage Wear holder - Stationary	30	4	1-Z-0028	Hex Cap Screw, .375"-16 UNC X 1"
13	1	1-G-0107	UHMW Wear Strip - Carriage				
14	1	1-G-0108	Carriage Wear Holder - Adjust	31	3	1-Z-0029	Hex Cap Screw, .375"-16 UNC X 1.25"
15	1	1-G-0109	Carriage Wear Push Plate				
16	1	1-G-0113	Carriage - Spring Attachment	32	1	1-Z-0046	Hex Cap Screw, 0.5" - 13 UNC X 3", GRD 5
17	1	1-G-0124	Undercarriage Bearing Holder				
* 18	2	1-G-0127	Dovetail Side Lube - Fetcher (11/16" X 4-15/16") Discontinued	33	1	1-Z-0059	Nut, Hex Jam 0.5" - 20 UNF
				34	5	1-Z-0075	Nylon Lock Nut, 0.25" - 20 UNC
				35	1	1-Z-0078	Nylon Lock Nut, 0.5" - 13 UNC
* 19	1	1-G-0128-002	Dovetail Top Lube - Fetcher (1-5/16" X 4-15/16") Discontinued	36	3	1-Z-0257	Nut, Hex Jam .375"-16 UNC, 7/32
				37	2	1-Z-0302	Spring Pin 0.1875" x 0.75" Long
				38	1	1-Z-0303	Flat Head Socket Cap Screw, 0.3125" - 18 UNC x .75"
20	2	1-M-0079	ROLLER FOR STRAPING				
21	1	1-Y-0156	Spring, 11/16" OD x .072 wire dia, 5" long, extension	39	1	1-Y-0082	Piston 0.75" , Rod 0.625", Stroke 1.375"

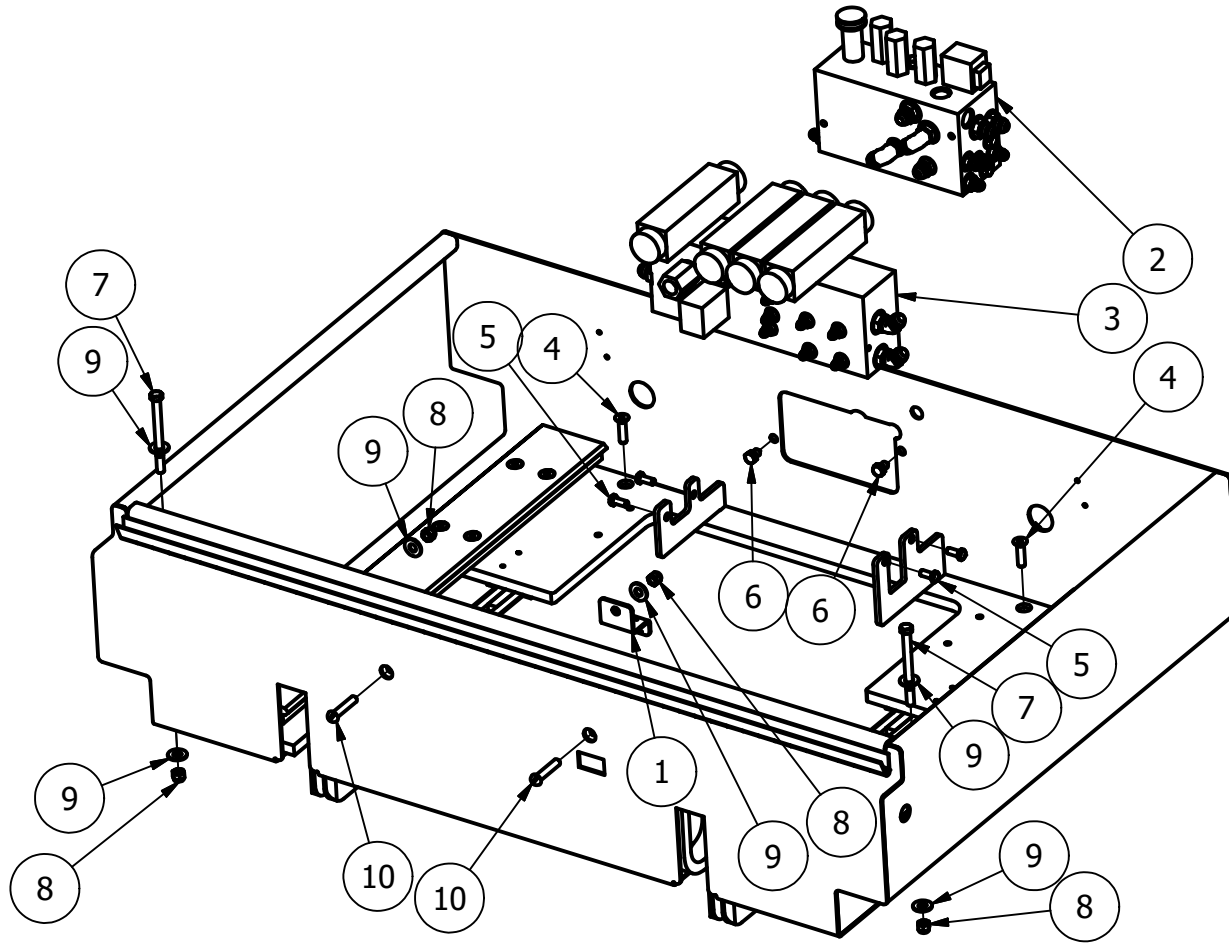
*As of update 15-001 items 18 and 19 are not longer used and item 6 changed from 1-G-0100 to 1-G-0131.





Carriage Assembly - Right				Carriage Assembly - Right			
ITEM	QTY	PART NUMBER	DESCRIPTION	ITEM	QTY	PART NUMBER	DESCRIPTION
1	1	1-G-0091	Fetcher Swing Cylinder Mount	23	2	1-Y-0687	Undercarriage - Shaft Guide
2	1	1-G-0092	Plastic, HCS 3/8"-16 X 1", w/ hole in head	24	4	1-Y-0688	Undercarriage, Flange Bearing Polymer
3	1	1-G-0096	TRACK, CARRAIGE	25	4	1-Z-0005	Dowel Pin, 0.25" Dia x 1"
* 4	1	1-G-0131	Dovetail Male - Fetcher Swing	26	2	1-Z-0009	Flat Head Socket Cap Screw, 0.25"-20 UNC x 0.75"
5	1	1-G-0101	Dovetail Female - Fetcher Swing				
6	1	1-G-0106	Carriage Wear holder - Stationary	27	15	1-Z-0011	Flat Head Socket Cap Screw, 0.375"-16 UNC x 1.25"
7	2	1-G-0107	UHMW Wear Strip - Carriage				
8	1	1-G-0108	Carriage Wear Holder - Adjust	28	1	1-Z-0020	Hex Cap Screw, 0.25" - 20 UNC x 1.5"
9	1	1-G-0109	Carriage Wear Push Plate				
10	1	1-G-0113	Carriage - Spring Attachment	29	4	1-Z-0021	Hex Cap Screw, 0.25" - 20 UNC X 2"
11	1	1-G-0115	Fetcher - Right				
12	1	1-G-0116	Undercarriage Slider Endstop-Right	30	2	1-Z-0027	Hex Cap Screw, 0.375" - 16 UNC x 0.75"
13	1	1-G-0117	Carriage Main Plate - Right	31	4	1-Z-0028	Hex Cap Screw, 0.375"-16 UNC X 1"
14	1	1-G-0118	Cylinder Holder for Carriage -Right				
15	1	1-G-0119	Plate on Carriage Skid Plate-Right	32	3	1-Z-0029	Hex Cap Screw, 0.375"-16 UNC X 1.25"
16	1	1-G-0120	Fetcher End Plate - Right				
17	1	1-G-0124	Undercarriage Bearing Holder	33	1	1-Z-0046	Hex Cap Screw, 0.5" - 13 UNC X 3", GRD 5
* 18	2	1-G-0127	Dovetail Side Lube - Fetcher (11/16" X 4-15/16") Discontinued				
* 19	1	1-G-0128	Dovetail Top Lube - Fetcher (1-5/16" X 4-15/16") Discontinued	34	1	1-Z-0059	Nut, Hex Jam 0.5" - 20 UNF
				35	5	1-Z-0075	Nylon Lock Nut, 0.25" - 20 UNC
				36	1	1-Z-0078	Nylon Lock Nut, 0.5" - 13 UNC
20	2	1-M-0079	ROLLER FOR STRAPING	37	3	1-Z-0257	Nut, Hex Jam 0.375"-16 UNC, 7/32 Height
21	1	1-Y-0082	Piston 0.75" , Rod 0.625", Stroke 1.375"				
				38	2	1-Z-0302	Spring Pin 0.1875" x 0.75" Long
22	1	1-Y-0156	Spring, 11/16" OD x .072 wire dia, 5" long, extension	39	1	1-Z-0303	Flat Head Socket Cap Screw, 0.3125" - 18 UNC x .75"

*As of update 15-001 items 18 and 19 are not longer used and item 6 changed from 1-G-0100 to 1-G-0131.



Banding Box Assembly to Unit

ITEM	QTY	PART NUMBER	DESCRIPTION
1	1	1-G-0063	Photo 3 Mount
2	1	1-Y-0126	Manifold Back Gate
3	1	1-Y-0127	Manifold Banding Box
4	2	1-Z-0012	Flat Head Socket Cap Screw, 0.375" - 16 UNC x 1.5"
5	4	1-Z-0022	Hex Cap Screw .3125"-18 X .75"
6	2	1-Z-0026	Hex Cap Screw .375"-24 X .5"
7	2	1-Z-0035	Hex Cap Screw .375-16 X 4.5"
8	4	1-Z-0077	Nylon Lock Nut, 0.375" - 16 UNC
9	6	1-Z-0116	Washer, Flat Normal .375"
10	2	1-Z-0256	Slotted Round Head Cap Screw .375" X 2"

BALE BAND-IT PARTS

CHROME RAIL SECTION 120

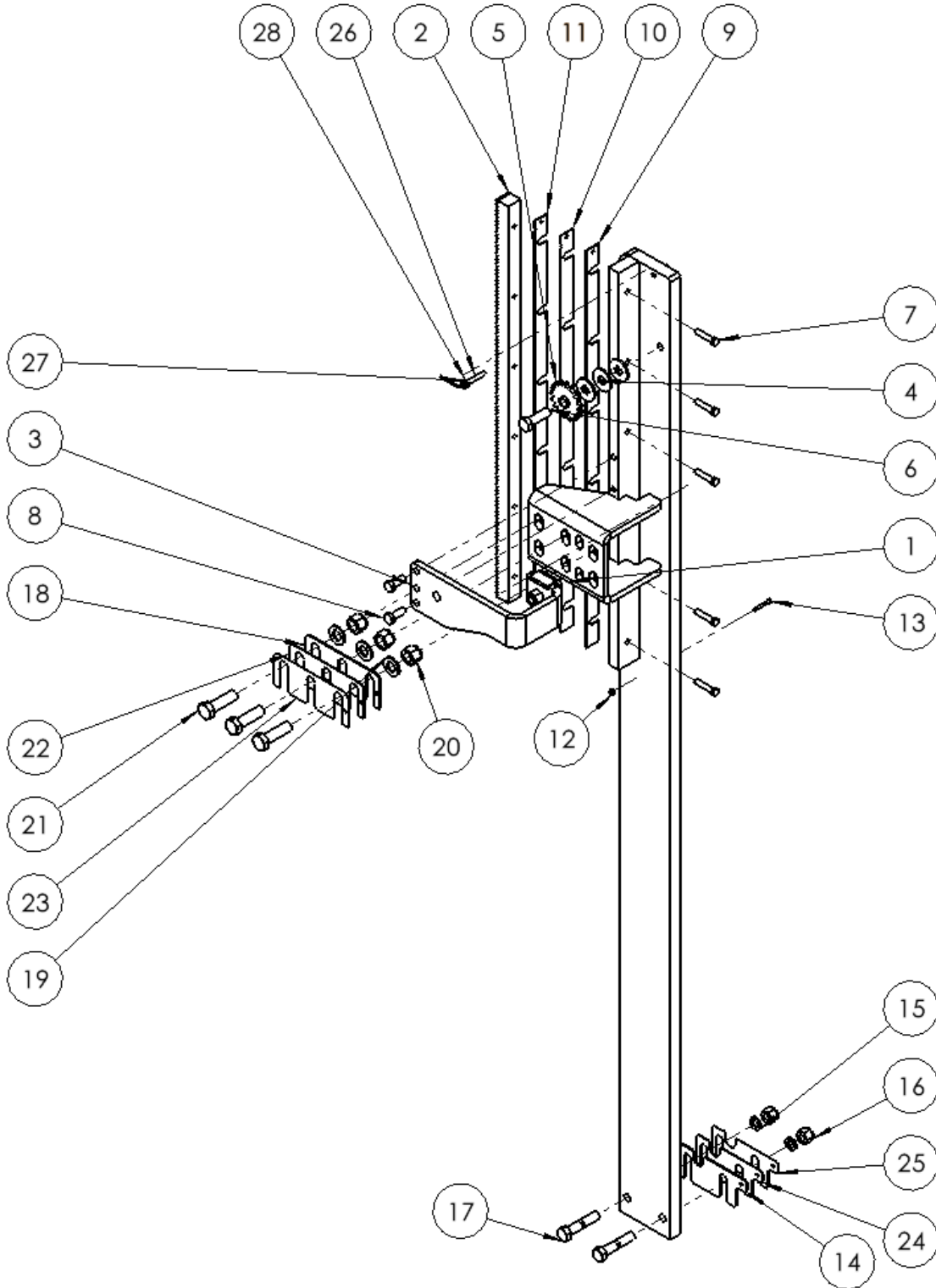
TABLE OF CONTENTS

<u>NAME</u>	<u>PAGE #</u>
CHROME RAIL ASSEMBLY - RIGHT	28 - 29
CHROME RAIL ASSEMBLY - LEFT	30 - 31
CHROME RAIL ATTACHMENT	32



New Features for Model 220

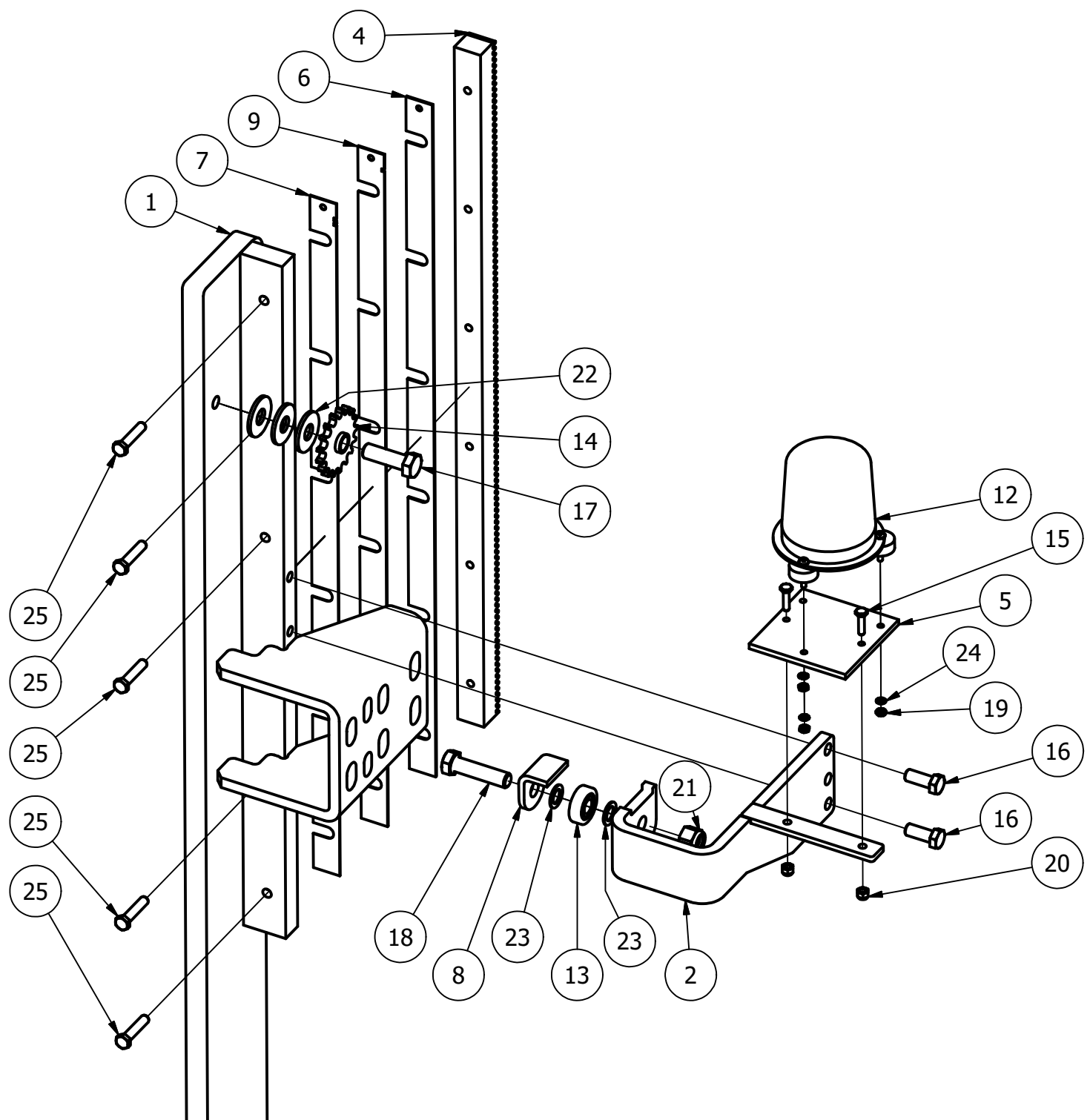
RH CHROME RAIL; ENCODER ASSEMBLY: 1-M-ASSEMBLY-091





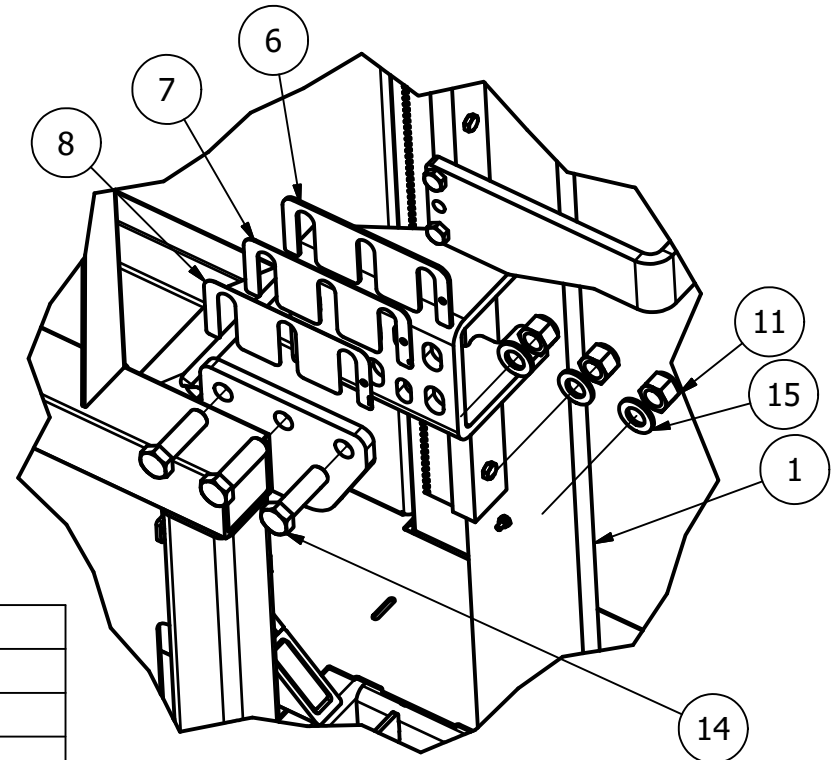
New Features for Model 220

ITEM NO.	PART NUMBER	DESCRIPTION	QTY.
1	1-M-0000BN	CHROME RIGHT RAIL WLDMNT - ENCODER	1
2	1-M-0071	Rack	1
3	1-M-0000N	Bearing Arm Assembly	1
4	1-Z-0119	Washer, Flat Normal 0.625"	3
5	1-Y-0113	Idler Spocket	1
6	1-Z-0050	Hex Cap Screw, 0.625" - 11 UNC x 2", GRD 5	1
7	1-Z-0149	Hex Cap Screw, 0.375 -16 UNC X 1.75, GRD 5	5
8	1-Z-0040	Hex Cap Screw .5"-13 X 1.25"	2
9	1-M-0146	Rack Shim, 14 ga (.074")	1
10	1-M-0147	Rack Shim, 20 ga (.0375")	1
11	1-M-0198	Rack Shim, 16 ga (.0598")	1
12	1-Z-0074	Lock Nut; #10-24	1
13	1-Z-0090	Slotted Round Head Cap Screw, #10 - 24 UNC X 1.5"	1
14	1-M-0239	Lower Chrome Rail Shim	1
15	1-Z-0126	Washer, Machine 0.625" ID x 1" OD x 0.125"	2
16	1-Z-0079	Nylon Lock Nut, 0.625" - 11 UNC	2
17	1-Z-0052	Hex Cap Screw, 0.625" - 11 UNC x 3"	2
18	1-M-0243	SHIM; 0.1196"	1
19	1-Z-0312	Washer, Flat Normal 0.75"	3
20	1-Z-0080	Nylon Lock Nut, 0.75" - 10 UNC	3
21	1-Z-0311	Hex Cap Screw, 0.75" - 10 UNC x 2.5"	3
22	1-M-0244	Shim; 16GA	1
23	1-M-0245	SHIM; 12G	1
24	1-M-0240	Lower Chrome Rail Shim	1
25	1-M-0241	Lower Chrome Rail Shim	1
26	1-X-0264	Reed Switch	1
27	1-Y-0205	NUT; 5/16-18	2
28	1-Z-0223	STAR WASHER; 5/16	2



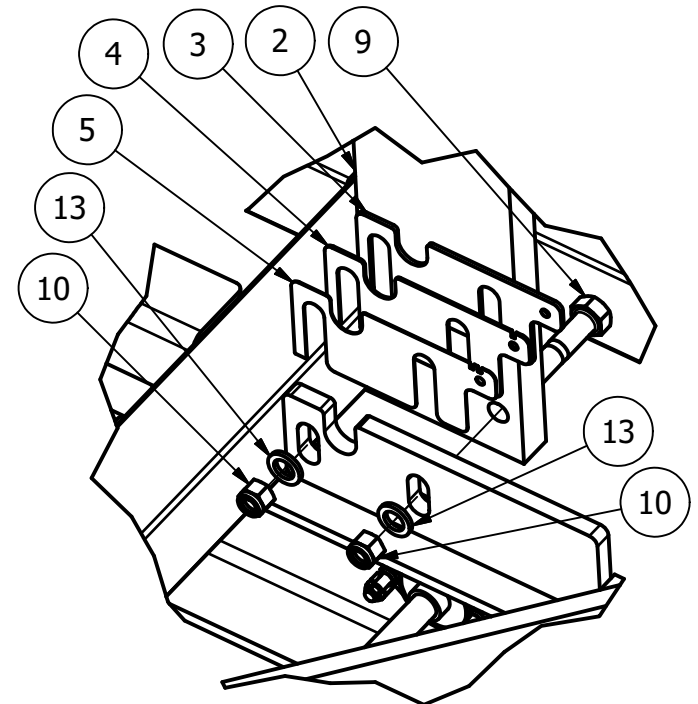


Chrome Rail Assembly - Left			
ITEM	QTY	PART NUMBER	DESCRIPTION
1	1	1-M-0000S	Nickel Rail Left Weldment
2	1	1-M-0000AT	Bearing Arm, Bolts To Chrome Rail And Holds Light/ Horn, Left Side
4	1	1-M-0071	Rack
5	1	1-M-0115	Plastic Mount for Light W/Buzzer
6	1	1-M-0146	Rack Shim, 14 ga (.074")
7	1	1-M-0147	Rack Shim, 20 ga (.0375")
8	1	1-M-0195	UpperBearingBoltOnBracket
9	1	1-M-0198	Rack Shim, 16 ga (.0598")
12	1	1-X-ASSEMBLY-002	Light & Horn
13	1	1-Y-0054	Bearing, .625"ID 1.5748"OD x 0.4724"
14	1	1-Y-0113	Sprocket, idler #40, 17 Teeth, .625" ID
15	2	1-Z-0018	Hex Cap Screw, 0.25" - 20 UNC X 1"
16	2	1-Z-0040	Hex Cap Screw .5"-13 X 1.25"
17	1	1-Z-0050	Hex Cap Screw, 0.625" - 11 UNC x 2"
18	1	1-Z-0051	Hex Cap Screw, 0.625" - 11 UNC x 2.5"
19	3	1-Z-0069	Nut, Hex Regular #10 - 24 UNC
20	2	1-Z-0075	Nylon Lock Nut, 0.25" - 20 UNC
21	1	1-Z-0079	Nylon Lock Nut, 0.625" - 11 UNC
22	3	1-Z-0119	Washer, Flat Normal 0.625"
23	2	1-Z-0124	Washer, Machine .625" ID X 1" OD X 0.0625"
24	3	1-Z-0130	Washer, Star external tooth, #10
25	5	1-Z-0149	Hex Cap Screw, 0.375" - 16 UNC x 1.75"



Chrome Rail Assembly to Main Unit			
ITEM	QT	PART NUMBER	DESCRIPTION
1	1	1-M-0056	Chrome Rail W/ Sensor Bar Dove Tail
2	1	1-M-0057	Chrome Rail No Dove Tail
3	2	1-M-0239	Lower Chrome Rail Shim
4	1	1-M-0240	Lower Chrome Rail Shim (0.0598" 16 ga)
5	1	1-M-0241	Lower Chrome Rail Shim (0.0239" 24 ga)
6	2	1-M-0243	Upper Chrome Rail Shim
7	1	1-M-0244	Upper Chrome Rail Shim (0.0598" 16 ga)
8	1	1-M-0245	Upper Chrome Rail Shim (0.0239" 24 ga)
9	4	1-Z-0052	Hex Cap Screw, 0.625" - 11 UNC x 3"
10	4	1-Z-0079	Nylon Lock Nut, 0.625" - 11 UNC
11	6	1-Z-0080	Nylon Lock Nut, 0.75" - 10 UNC
12	1	1-Z-0090	Slotted Round Head Cap Screw, #10 - 24 UNC X 1.5"
13	4	1-Z-0126	Washer, Machine 0.625" ID x 1" OD x 0.125"
14	6	1-Z-0311	Hex Cap Screw, 0.75" - 10 UNC x 2.5"
15	6	1-Z-0312	Washer, Flat Normal 0.75"

Note: Quantities shown are for one side.
The left side has the same hardware for this assembly

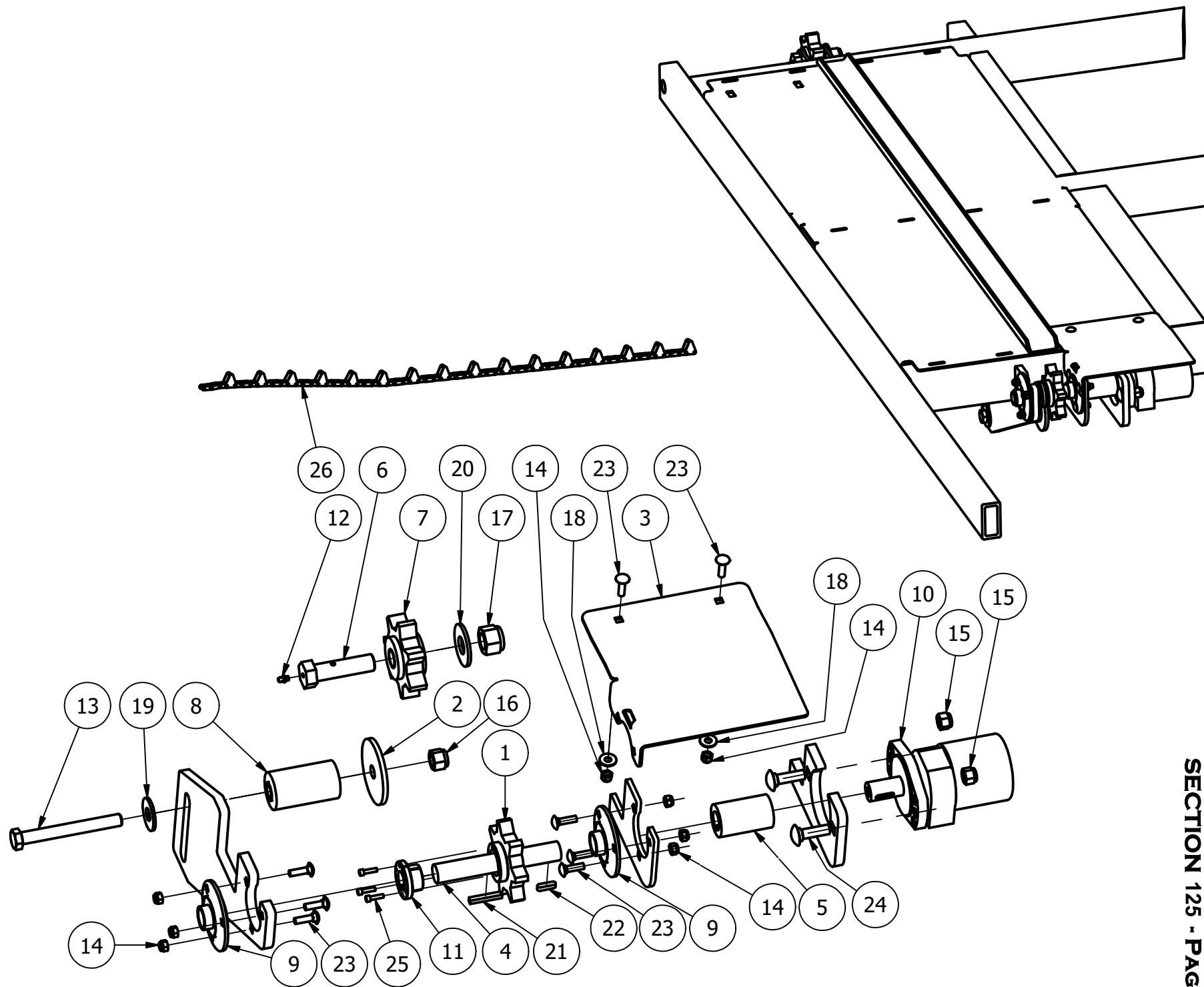


BALE BAND-IT PARTS

ELEVATOR SECTION 125

TABLE OF CONTENTS

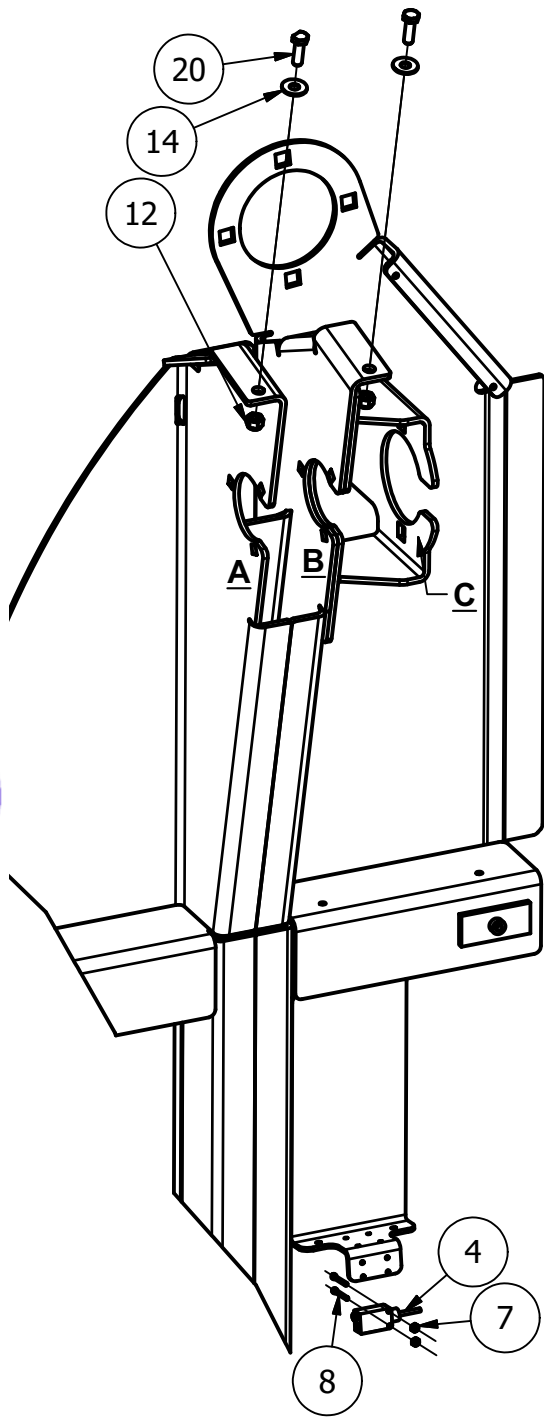
<u>NAME</u>	<u>PAGE #</u>
HORIZONTAL ELEVATOR ASSEMBLY	34 - 35
VERTICAL ELEVATOR ASSEMBLY	36 - 37



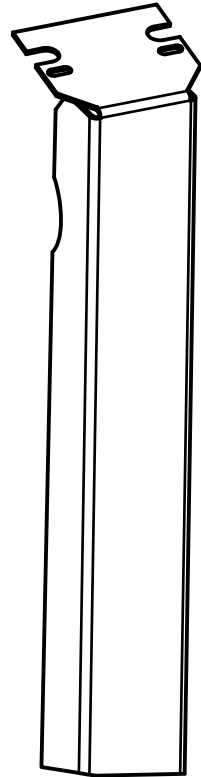
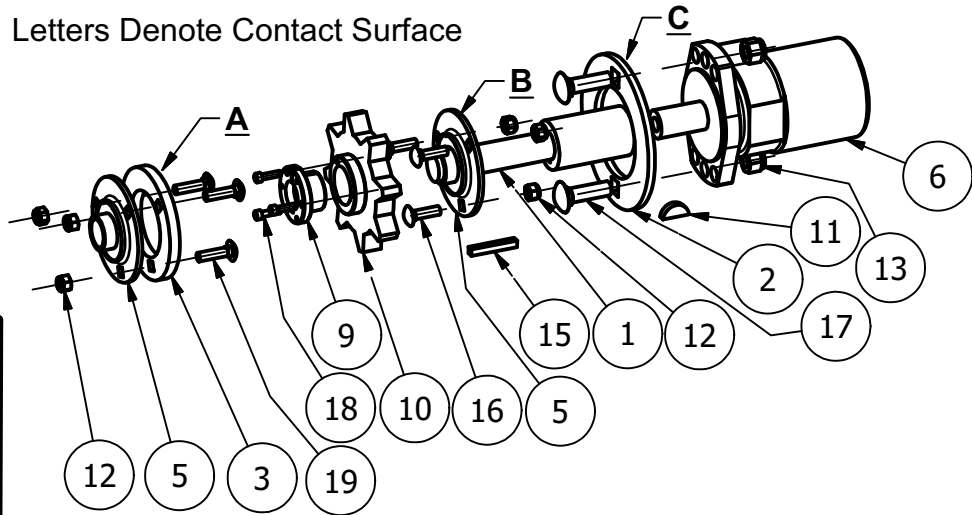
Important Note: Direction of carriage bolts need to be pointing away from 1-M-0000AF (Balloon1)

Horizontal Elevator Assembly			
ITEM	QT	PART NUMBER	DESCRIPTION
1	1	1-M-0000AF	7 Tooth Welda Sprocket for detachable chain
2	1	1-M-0203	Large washer for Horiz Elev Chain
3	1	1-M-0204	Guard - Horiz Elev Motor
4	1	1-M-0215	SHAFT FOR HOR ELEVATOR MOTOR
5	1	1-M-0223	Coupler for Elevator Motor
6	1	1-M-0224	HCS, .875"-9 UNC X 3.25
7	1	1-M-Assembly-046	Elevator Idler Sprocket
8	1	1-M-Assembly-051	Plastic Chain Tightener for Horizontal Elevator Chain
9	2	1-Y-0058	Bearing, w/ 3 hole flange, 1"ID
10	1	1-Y-0111	Motor, Hydraulic 06.0 DISP 1" KEYED SHAFT "A" MOUNT SAE # 10 PORTS
11	1	1-Y-0536	QD Bushing JA 1" ID
12	1	1-Z-0015	1/4 UNF ST Zerk
13	1	1-Z-0054	Hex Cap Screw, 0.625" - 11 UNC x 5.5"
14	8	1-Z-0076	Nylon Lock Nut, 0.3125" - 18 UNC
15	2	1-Z-0078	Nylon Lock Nut, 0.5" - 13
16	1	1-Z-0079	Nylon Lock Nut, 0.625" - 11
17	1	1-Z-0081	Nylon Lock Nut, 0.875" - 9 UNC
18	2	1-Z-0115	Washer, Flat Normal 0.3125"
19	1	1-Z-0119	Washer, Flat Normal 0.625"
20	1	1-Z-0120	Washer, Flat Normal 0.875"
21	1	1-Z-0203	Keystock, 0.25" x 2" Long
22	1	1-Z-0232	Key, Machine; Rounded Ends; 1/4" x 1"
23	8	1-Z-0270	Carriage Bolt, 5/16"-18 UNC x 1"
24	2	1-Z-0290	Carriage Bolt, 1/2"-13 UNC x 1.75"
25	3	1-Z-0293	Socket Head Cap Screw, #10-24 UNC X 0.75"
26	1	1-Y-0693	Horizontal Elevator Roller Chain



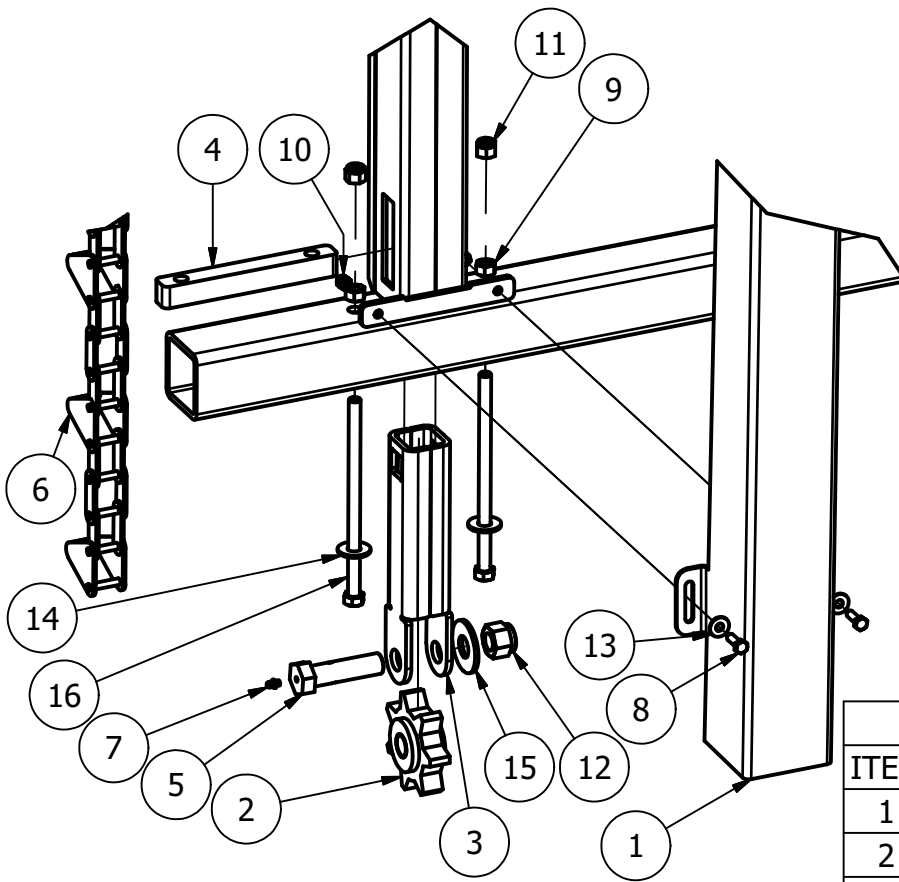


Letters Denote Contact Surface



Vertical Elevator Drive Assembly

ITEM	QT	PART NUMBER	DESCRIPTION
1	1	1-M-0214	Shaft & Coupler for Vert Elevator Motor
2	1	1-M-0221	Motor Mount Spacer
3	1	1-M-0222	Bearing Spacer
4	1	1-X-0168	PhotoEye, Long range proximity
5	2	1-Y-0058	Bearing, w/ 3 hole flange, 1"ID
6	1	1-Y-0111	Motor, Hydraulic
7	2	1-Y-0196	Nut, machine nylon 4-40
8	2	1-Y-0197	Machine Screw, Nylon 4-40 thread x 1"
9	1	1-Y-0536	QD Bushing JA 1" ID
10	1	1-Y-0678	Welda Sprocket for detachable chain
11	1	1-Z-0067	Key, Woodruff 0.25" x 1"
12	8	1-Z-0076	Nylon Lock Nut, 0.3125" - 18 UNC
13	2	1-Z-0078	Nylon Lock Nut, 0.5" - 13 UNC
14	4	1-Z-0115	Washer, Flat Normal 0.3125"
15	1	1-Z-0203	Keystock, 0.25" x 2" Long
16	3	1-Z-0270	Carriage Bolt, 5/16"-18 UNC x 1"
17	2	1-Z-0290	Carriage Bolt, 1/2"-13 UNC x 1.75"
18	3	1-Z-0293	Socket Head Cap Screw, #6 - 32 UNC x 0.625"
19	3	1-Z-0310	Carriage Bolt, 5/16"-18 UNC x 1.25" G5
20	4	1-Z-0023	Hex Cap Screw, 0.3125" - 18 UNC X 1"



Tighten (11) down evenly to adjust chain tension, before jamming (9) against (4) for field use.

Vertical Elevator Idler Sprocket Assembly			
ITEM	QTY	PART NUMBER	DESCRIPTION
1	1	1-M-0018	Vertical Elevator Chain Guard
2	1	1-M-0023	Elevator Idler Sprocket
3	2	1-M-0000AL	Vertical Elevator Tension Tube
4	1	1-M-0212	Vertical Idler - Cross Bar
5	1	1-M-0224	HCS, .875"-9 UNC X 3.25 W/ GREASE
6	1	1-Y-0485	Vertical Elevator Roller Chain
7	1	1-Z-0015	1/4 UNF ST Zerk
8	4	1-Z-0023	Hex Cap Screw, 0.3125" - 18 UNC X 1"
9	2	1-Z-0072	Nut, Hex Regular 0.5" - 13 UNC
10	10	1-Z-0076	Nylon Lock Nut, 0.3125" - 18 UNC
11	8	1-Z-0078	Nylon Lock Nut, 0.5" - 13 UNC
12	1	1-Z-0081	Nylon Lock Nut, 0.875" - 9 UNC
13	4	1-Z-0115	Washer, Flat Normal 0.3125"
14	2	1-Z-0118	Washer, Flat Normal 0.5"
15	1	1-Z-0120	Washer, Flat Normal 0.875"
16	2	1-Z-0305	Hex Cap Screw, 0.5" - 13 UNC x 9", Full Thread



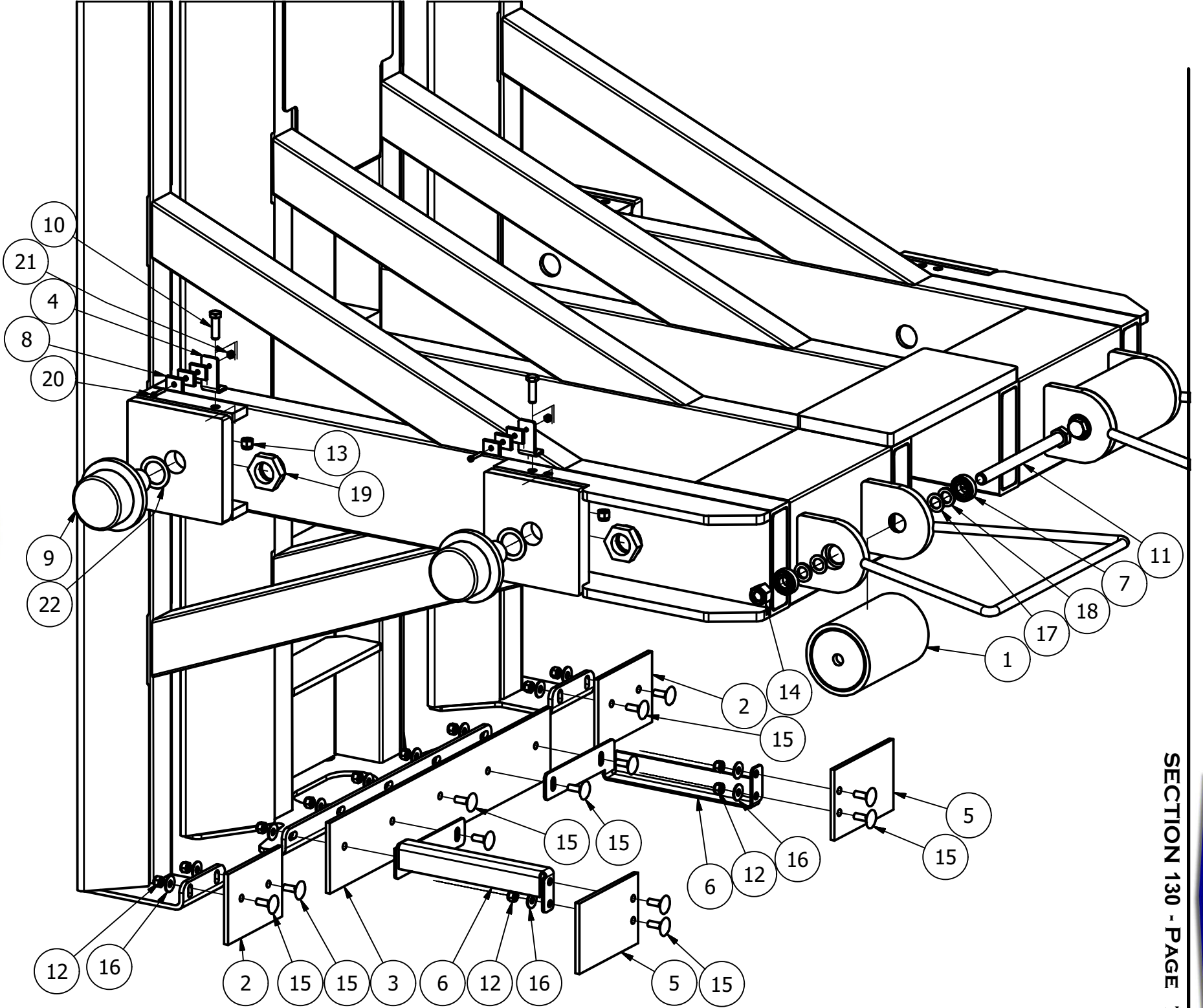
BALE BAND-IT PARTS

HORIZONTAL PLUNGER SECTION 130

130

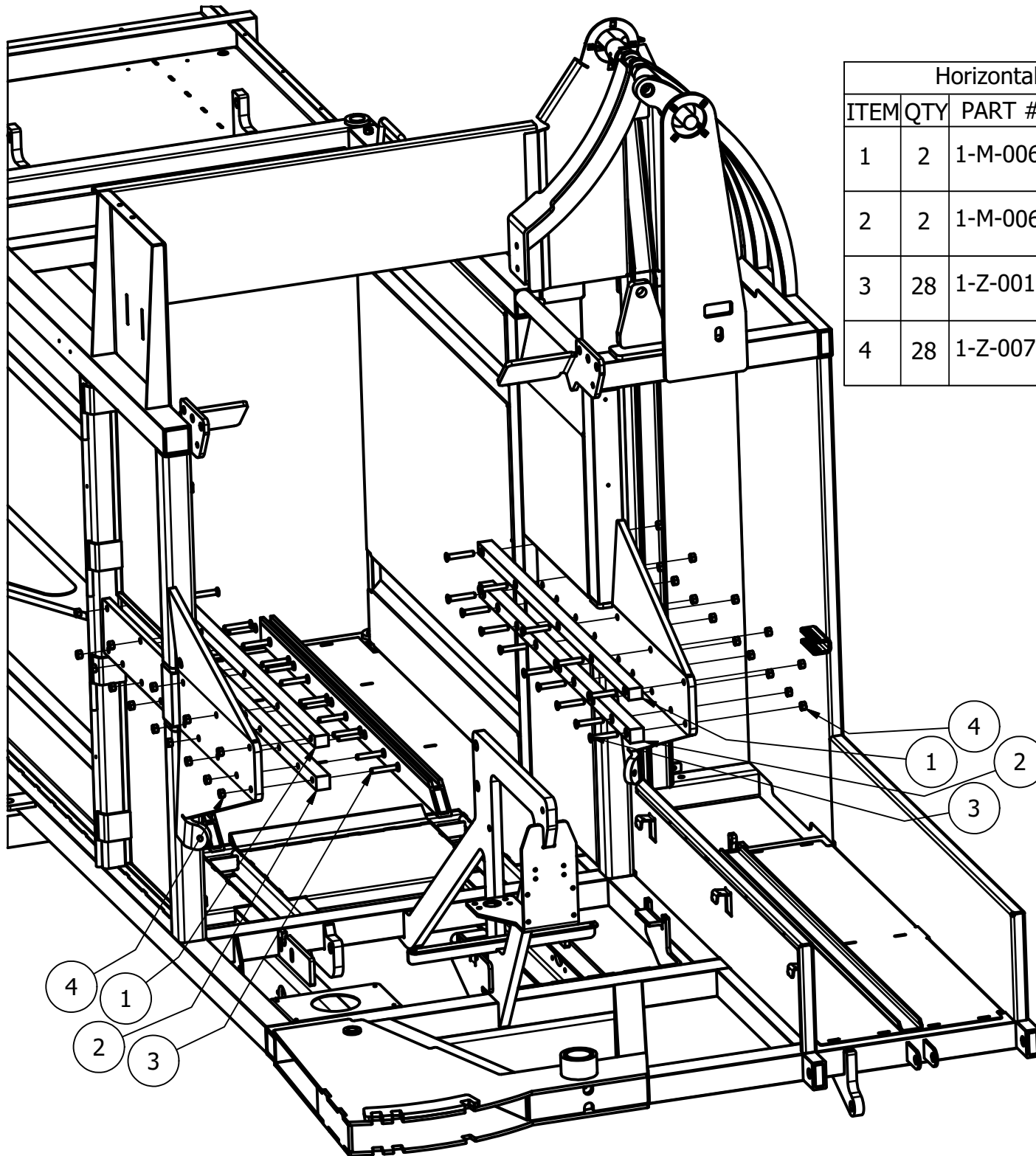
TABLE OF CONTENTS

<u>NAME</u>	<u>PAGE #</u>
HORIZONTAL PLUNGER ASSEMBLY	40 - 41
HORIZONTAL RAIL ASSEMBLY	42 - 43

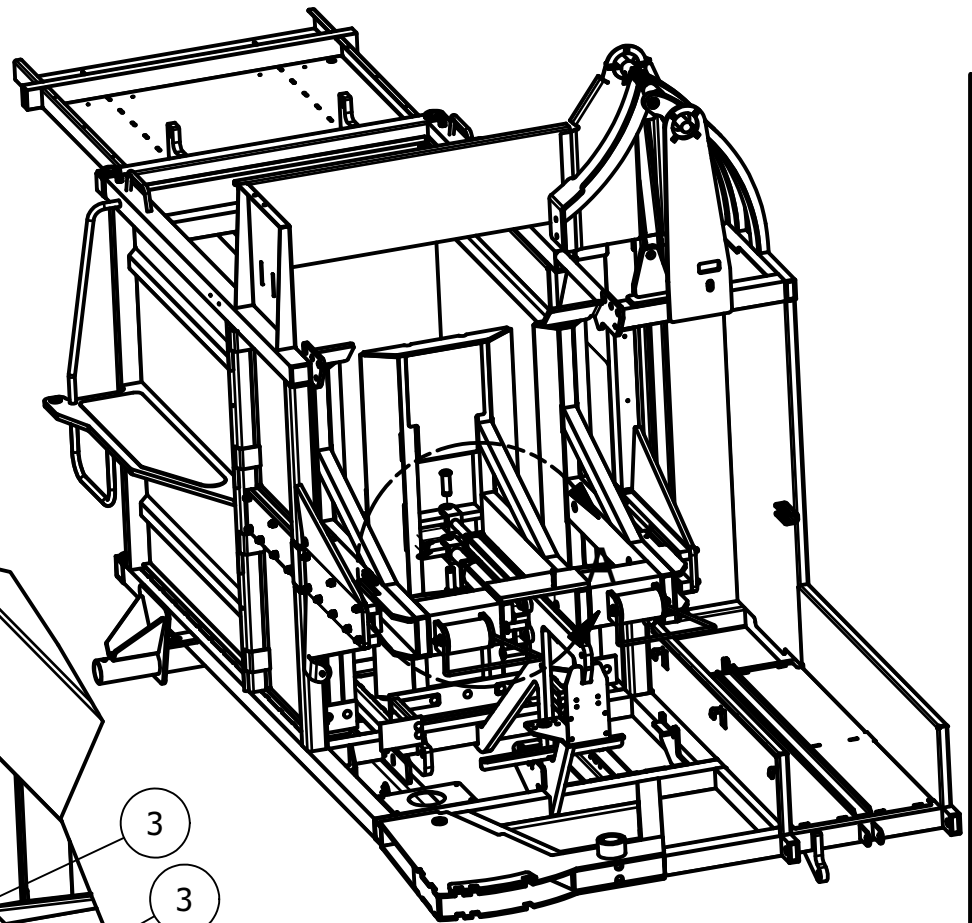
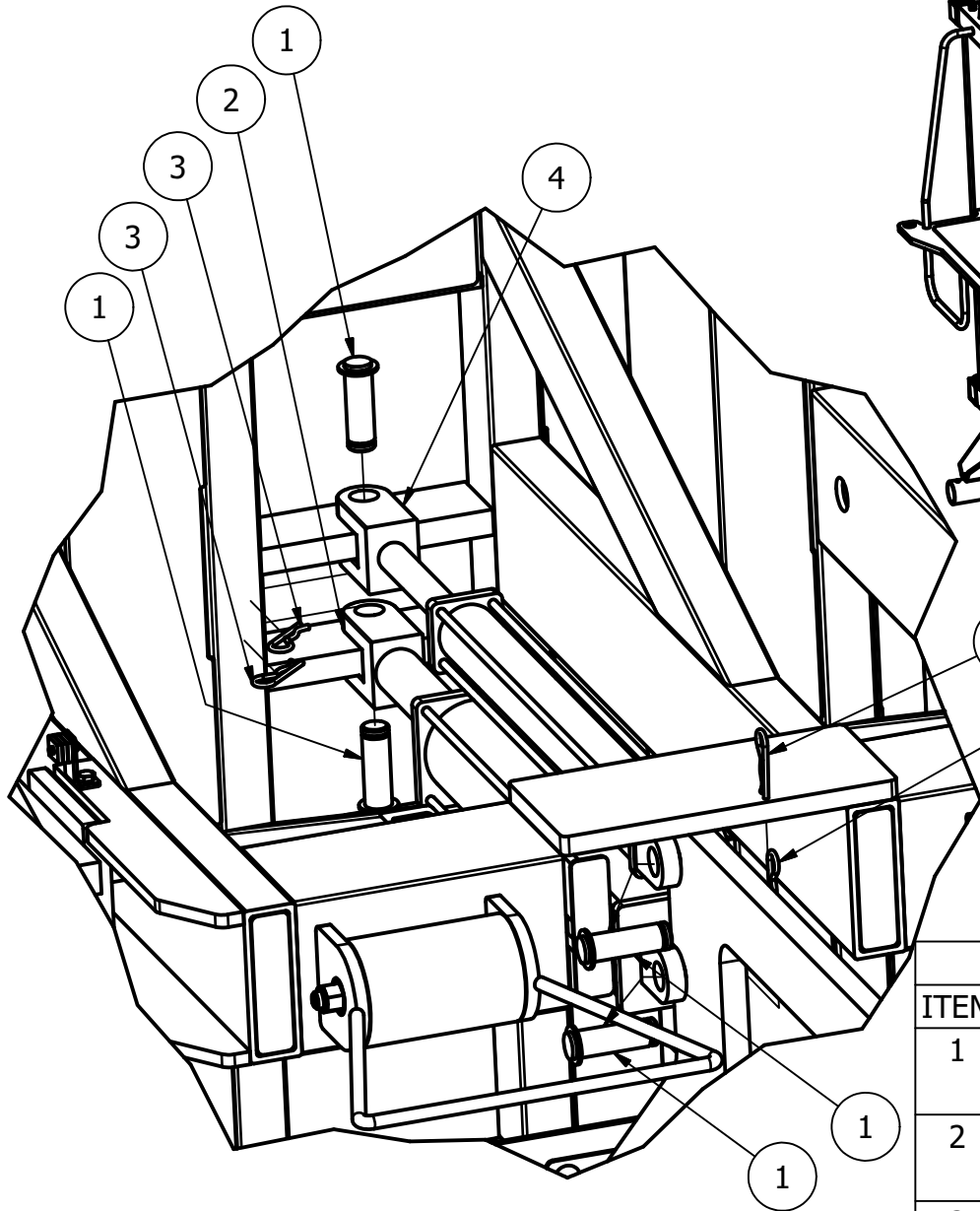




Horizontal Plunger Assembly			
ITEM	QT	PART NUMBER	DESCRIPTION
1	2	1-H-0021	Roller For Strap
2	2	1-M-0011	Rubber Sweep Short
3	1	1-M-0013	Rubber Sweep Long
4	2	1-M-0068	Magnet Mount for Horizontal Plunger
5	2	1-M-0150	Rubber Sweep Extended
6	2	1-M-0172	Extended Hay Sweep
7	4	1-Y-0053	Bearing, .625"ID 1.375"OD 0.38" W
8	6	1-Y-0125	Magnet, 1" x .75" x .1875"
9	4	1-Y-0149	roller, 3 " single flange
10	2	1-Z-0029	Hex Cap Screw, .375"-16 UNC X 1.25"
11	2	1-Z-0055	Hex Cap Screw, 0.625" - 11 UNC x 8", GRD 5
12	13	1-Z-0076	Nylon Lock Nut, 0.3125" - 18 UNC
13	2	1-Z-0078	Nylon Lock Nut, 0.375" - 16 UNC
14	2	1-Z-0079	Nylon Lock Nut, 0.625" - 11 UNC
15	13	1-Z-0112	Step bolt cap screw, 0.3125" - 18 UNC x 1"
16	13	1-Z-0115	Washer, Flat Normal 0.3125"
17	4	1-Z-0124	Washer, Machine .625" ID X 1" OD X 0.0625"
18	4	1-Z-0126	Washer, Machine 0.625" ID x 1" OD x 0.125"
19	4	1-Z-0233	Nylon Lock Jam Nut, 1.25" - 12 UNF
20	2	1-Z-0237	Fillister Head Slotted Machine Screw, 8-32 UNC x 1" long, Zinc Plated
21	2	1-Z-0239	Nylon Lock Jam Nut, #8 - 32, 11/64" Height
22	4	1-Z-0251	Washer, Machine 1.25" ID x 1.75" OD x .062"



Horizontal Plunger Rail Assembly			
ITEM	QTY	PART #	DESCRIPTION
1	2	1-M-0064	Horiz Plung Upper Rail
2	2	1-M-0065	Horiz Plung Lower Rail
3	28	1-Z-0013	Flat Head Socket Cap Screw, 0.5"-13UNCx3"
4	28	1-Z-0072	Nut, Hex Regular 0.5"-13UNC



Horizontal Plunger Mounted in Main Unit			
ITEM	QTY	PART NUMBER	DESCRIPTION
1	4	1-Y-0136	Pin, Cylinder 1"OD x 2.75" Usable with weld on washer end
2	1	1-Y-0731	Horiz Plunger Top 3.5" Bore 1.75" Rod x 20" Stroke
3	4	1-Z-0002	Cotter, Hair Pin 0.178" Wire Dia, Fits 1" Shaft
4	1	1-Y-694	Horiz Plunger Bottom 2" Bore 1.125" Rod x 20" Stroke

BALE BAND-IT PARTS

MISCELLANEOUS SECTION 135

TABLE OF CONTENTS

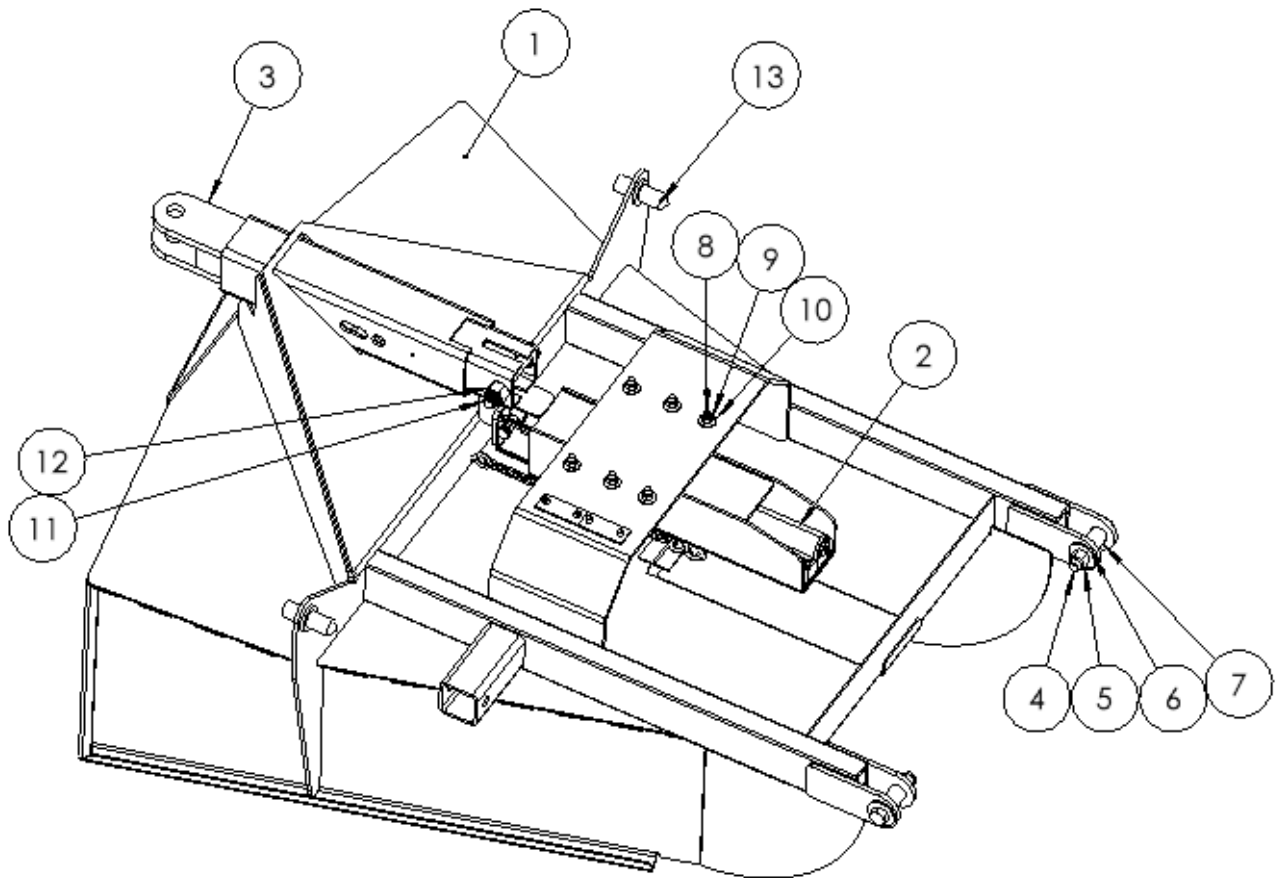
<u>NAME</u>	<u>PAGE #</u>
FRONT CHUTE ASSEMBLY	46 - 47
KICKER CYLINDER	48
TOOL BOX HARDWARE	49
SIDE LADDER ASSEMBLY	50
HYDRAULIC OIL COOLER	51
RING PIN FOR SIDE DOOR	52

135

New Features for Model 220

TOW BEHIND FRONT CHUTE: 1-F-Assembly-002

*Shown with optional rear brake components

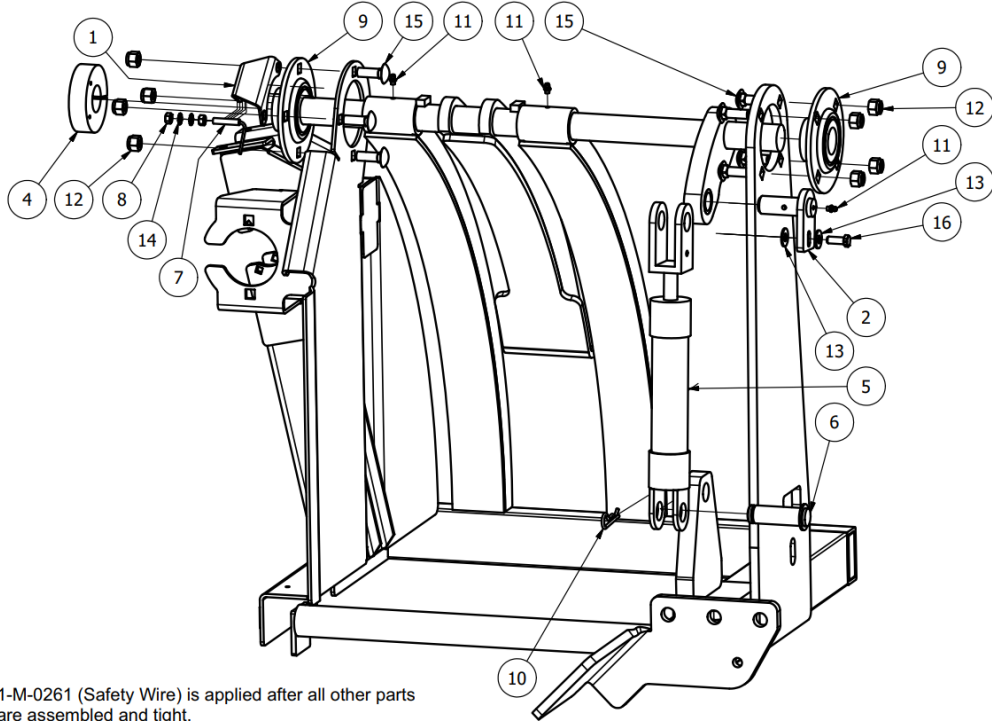




New Features for Model 220

ITEM NO.	PART NUMBER	DESCRIPTION	QTY.
1	1-F-0000B	Front Chute Weldment	1
2	1-Y-1107	SURGE BRAKE ACTUATOR	1
3	1-F-0000C	SURGE BRAKE TONGUE EXTENSION	1
4	1-Z-0053	Hex Cap Screw, 0.625" - 11 UNC x 3.5"	2
5	1-Z-0079	Nylon Lock Nut, 0.625" - 11 UNC	2
6	1-Z-0119	Washer, Flat Normal 0.625"	4
7	1-M-0067	Steel Bushing, Front Chute	2
8	1-Z-0029	Hex Cap Screw, .375"-16 UNC X 1.25"	6
9	1-Z-0077	Nylon Lock Nut, 0.375" - 16 UNC	6
10	1-Z-0116	3/8" Flat Washer	6
11	1-Y-1110	3/4"-10 GR 8 HEX HEAD SCREW	1
12	1-Z-0080	Nylon Lock Nut, 0.75" - 10 UNC	1
13	1-Y-1114	-16 MJIC to 1" MNPT BH	2

New Features for Model 220

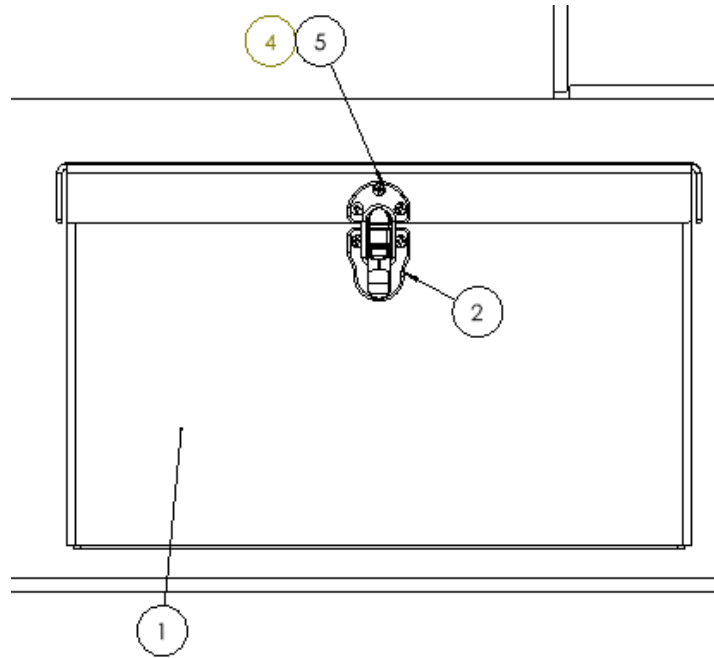


1-M-0261 (Safety Wire) is applied after all other parts are assembled and tight.
Thread safety wire through hole in "16" and tie to "2".
Note washer 13 allows wire between "2" and "5"

Kicker Bearing Assembly			
ITEM	QT	PART NUMBER	DESCRIPTION
1	1	1-B-0078	Kicker Reed Bracket
2	1	1-M-0000AB	Pin weldment for Kicker Cylinder
3	1	1-M-0261	Wire, Safety; 0.051" DIA x 10" long
4	1	1-M-Assembly-045	Magnet Assembly for Kicker Reed Switch
5	1	1-Y-1111	Cylinder, Kicker 1.25" Bore, 0.75" Rod x 6" Stroke
6	1	1-Y-0136	Pin, Cylinder 1"OD x 2.75" Usable with weld on washer end
7	1	1-Y-0147	Reed Switch, cable 10' Long
8	2	1-Y-0205	Brass Nut, .3125-18 UNC
9	2	1-Y-0630	Bearing, w/ 4 hole flange, 1.5"ID
10	1	1-Z-0001	Cotter, Hair Pin 0.178" Wire Dia, Fits 1" Shaft
11	3	1-Z-0015	1/4 UNF ST Zerk
12	8	1-Z-0078	Nylon Lock Nut, 0.5" - 13 UNC
13	2	1-Z-0116	Washer .375"
14	2	1-Z-0223	Washer, Star external tooth, 5/16"
15	8	1-Z-0263	Shaker Screen bolt, 1/2"-13 UNC x 1.5"
16	1	1-Z-0350	Hex Cap Screw, 0.375" - 16 UNC x 1", GRD 5, Zinc, Wire-Lockable
17	2	1-Y-1113	Inline Check Valve w/ 0.063" Orifice (Not Shown)

New Features for Model 220

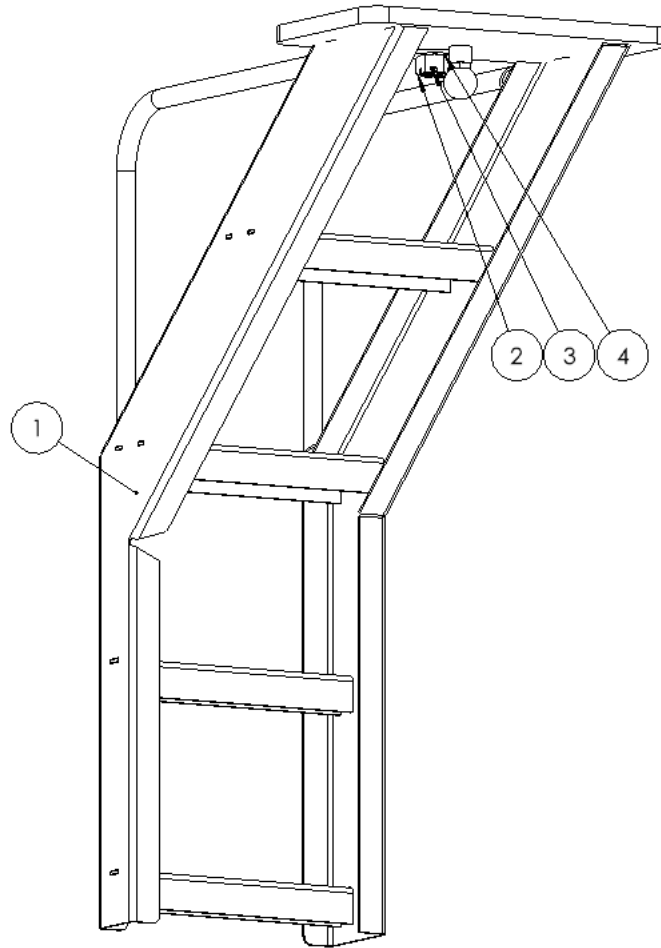
TOOLBOX AND HARDWARE : 1-M-Assembly-087



ITEM NO.	PART NUMBER	DESCRIPTION	QTY.
1	1-M-0000BH	Tool Box Door	1
2	1-Y-1102	Draw Latch	1
3	1-Y-1101	Washdown T-Handle Keyed Alike Cam Lock	1
4	1-Z-0431	Brass Nylon-Insert Locknut	5
5	1-Z-0430	Passivated 18-8 Stainless Steel Phillips Flat Head Screw	5

New Features for Model 220

SIDE LADDER ASSEMBLY: 1-J-ASSEMBLY-004

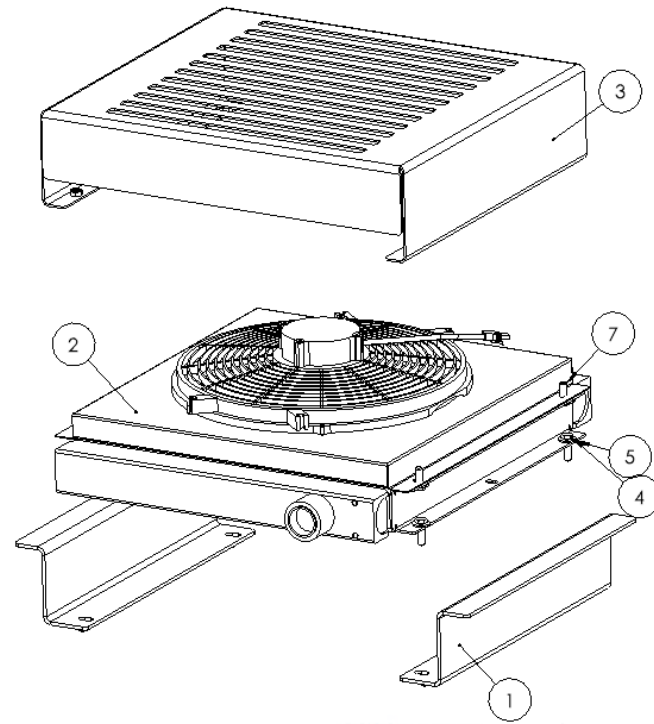


ITEM NO.	PART NUMBER	DESCRIPTION	QTY.
1	1-J-0000D	Step Ladder Weldment	1
2	1-Z-0417	Medium-Strength Steel Locknut	1
3	1-Z-0295	Cotter, Pin Standard 5/32" Dia. X 2.25" Long	1
4	1-Z-0121	Washer, Flat Normal 1"	1

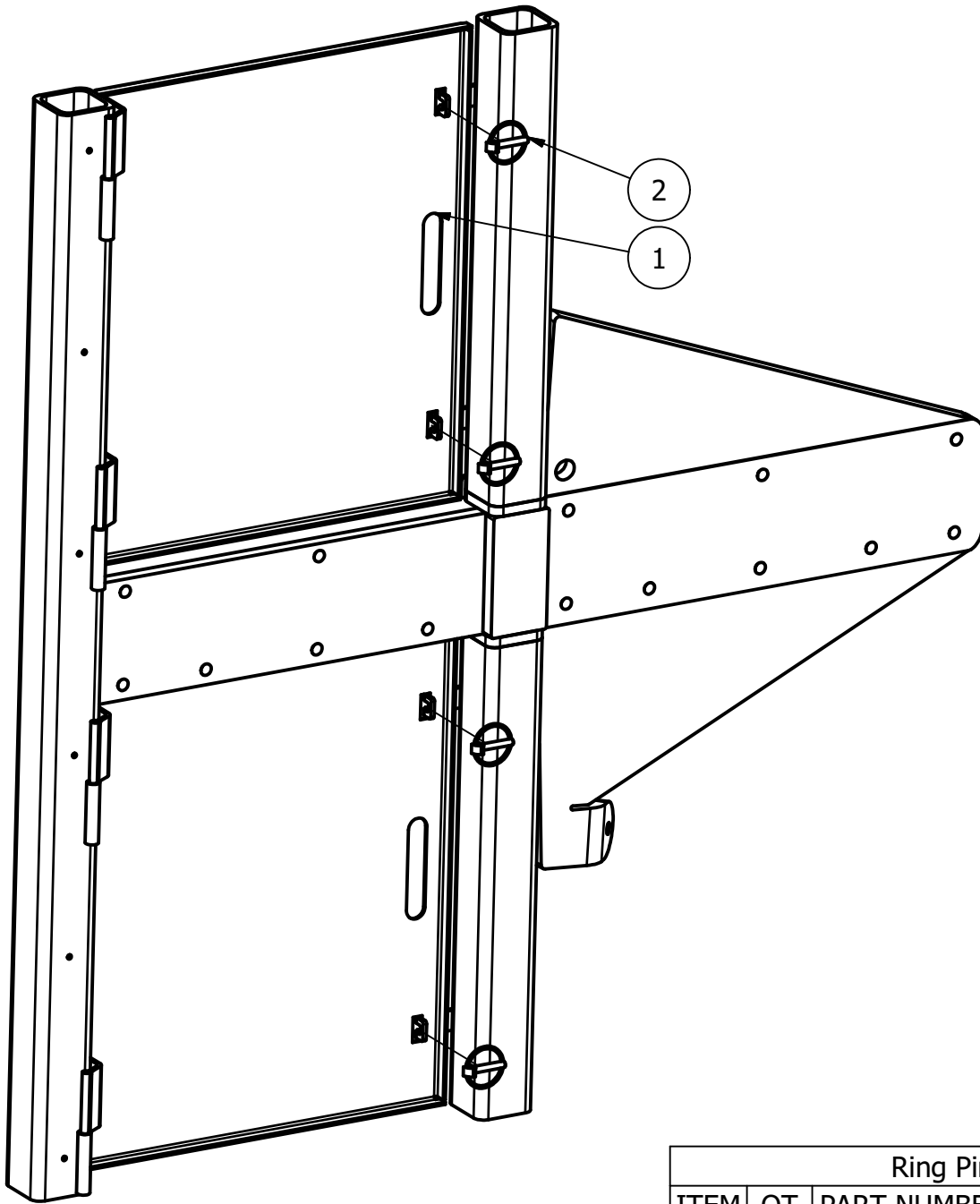


New Features for Model 220

HYDRAULIC OIL COOLER ASSEMBLY: 1-T-ASSEMBLY-001



ITEM NO.	PART NUMBER	DESCRIPTION	QTY.
1	1-A-0091	Oil Cooler Mount	1
2	1-Y-1096	Cooler; Hydraulic	1
3	1-M-0000BO	COOLER COVER WELDNUT WELDMENT	1
4	1-Z-0029	Hex Cap Screw, .375"-16 UNC X 1.25"	4
5	1-Z-0116	3/8" Flat Washer	8
6	1-Z-0077	Nylon Lock Nut, 0.375" - 16 UNC	4
7	1-Z-0028	Hex Cap Screw, 0.375 -16 UNC X 1, GRD 5	4
8	1-Y-0577	-20 SAE X -16 MJIC	2
9	1-X-0267	FUSE; MINI 25A	1
10	1-Y-1133	12V SOLENOID RELAY	1
11	1-Y-0661	MINI FUSE HOLDER	1



Ring Pin Assembly for Side Doors

ITEM	QT	PART NUMBER	DESCRIPTION
1	2	1-O-0000E	Side Door
2	4	1-Z-0068	Linch Pin, 0.3125" OD Standard

BALE BAND-IT PARTS

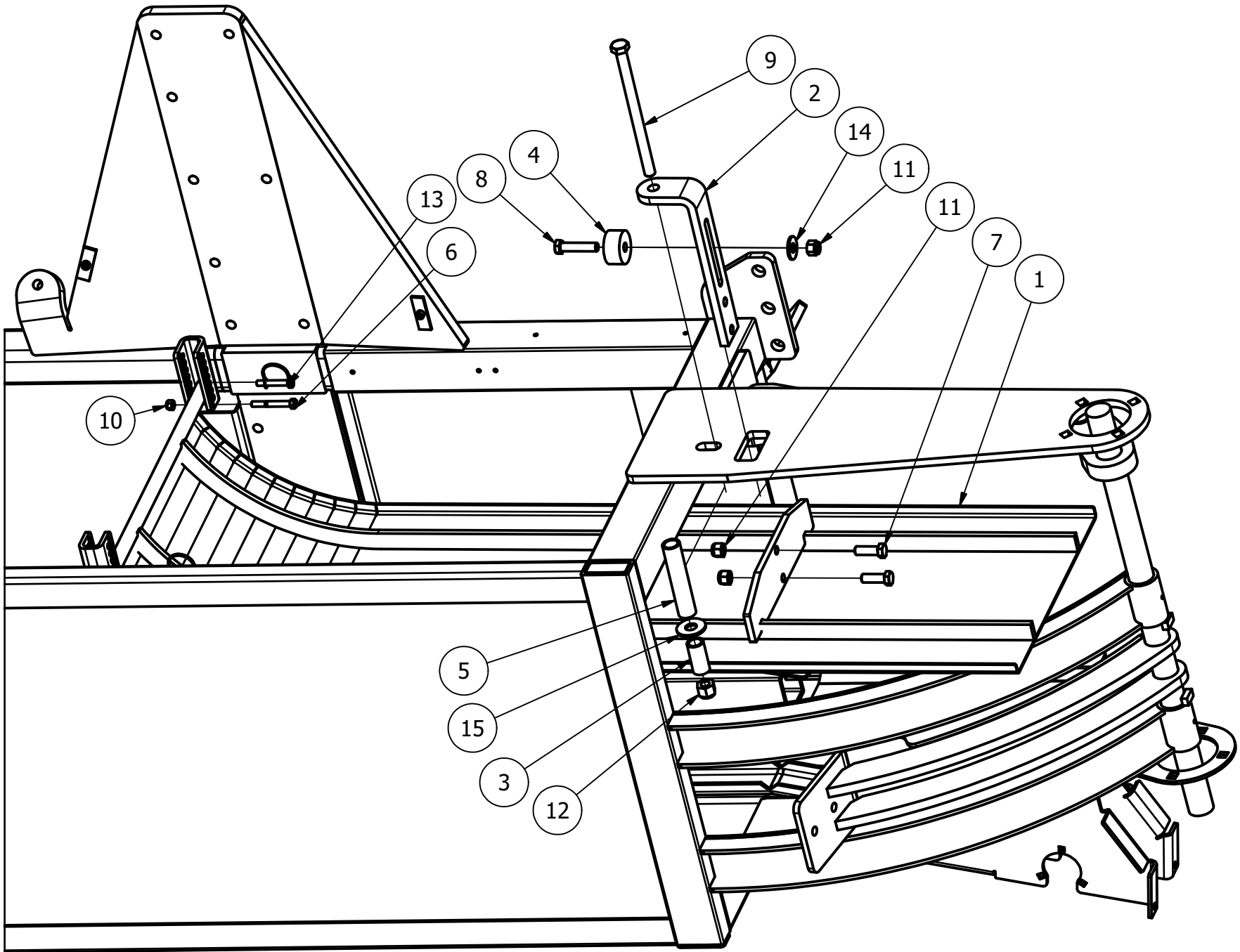
PRESSURE PLATE SECTION 140

TABLE OF CONTENTS

<u>NAME</u>	<u>PAGE #</u>
PRESSURE PLATE UPPER MOUNT	54 - 55



140





Pressure Plate Assembly			
ITEM	QT	PART NUMBER	DESCRIPTION
1	1	1-M-0000A	Sheet Metal for Pressure Plate
2	1	1-M-0016	PRESSURE PLATE SPRING BRACKET
3	1	1-M-0017	SPACER USED FOR 16" THICK HAY BALES
4	1	1-M-0060	Pressure Plate Stop
5	1	1-Y-0157	Spring, Compression, .812" ID x 1.052"OD x 5"
6	2	1-Z-0024	Hex Cap Screw, 0.3125" - 18 UNC x 2.5"
7	2	1-Z-0041	Hex Cap Screw, 0.5" - 13 UNC x 1.5"
8	1	1-Z-0044	Hex Cap Screw, 0.5" - 13 UNC x 2.25"
9	1	1-Z-0056	Hex Cap Screw, 0.625" - 11 UNC x 9"
10	2	1-Z-0076	Nylon Lock Nut, 0.3125" - 18 UNC
11	3	1-Z-0078	Nylon Lock Nut, 0.5" - 13 UNC
12	1	1-Z-0079	Nylon Lock Nut, 0.625" - 11 UNC
13	2	1-Z-0093	Snap pin round retainer w/ tab lock 0.3125" Dia x 1.75"
14	1	1-Z-0118	Washer, Flat Normal 0.5"
15	1	1-Z-0119	Washer, Flat Normal 0.625"

BALE BAND-IT PARTS

STRAP DRUM SECTION 145

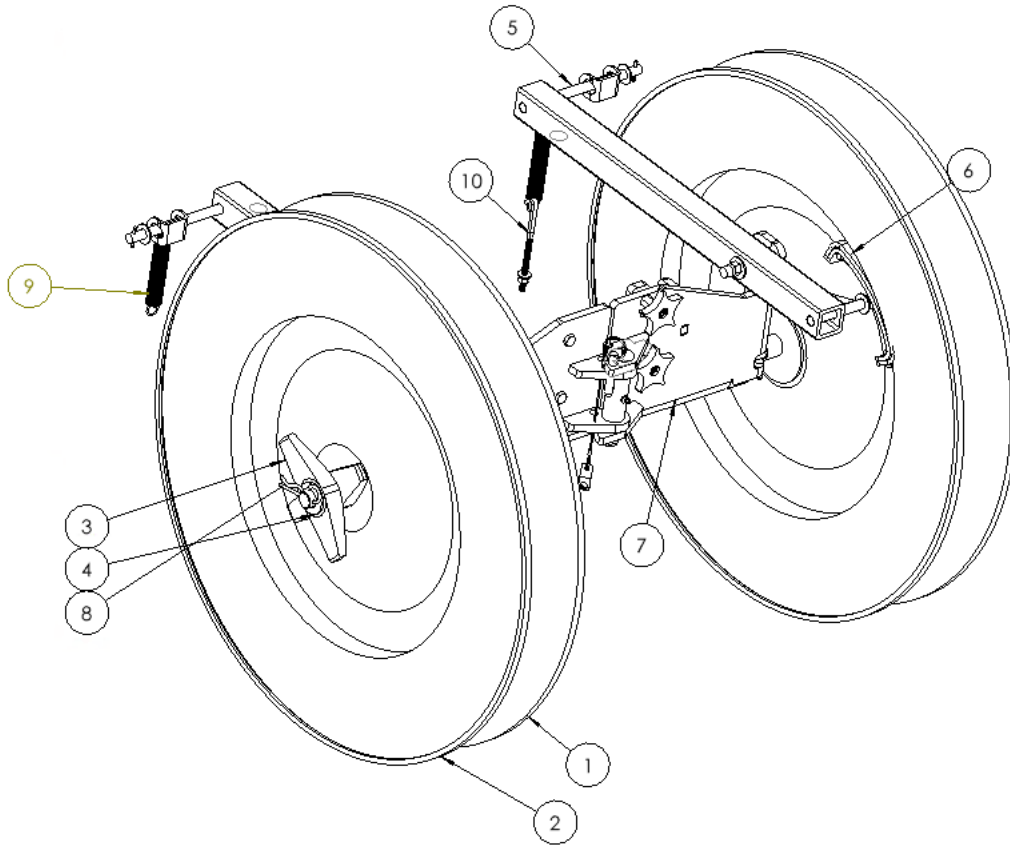
TABLE OF CONTENTS

<u>NAME</u>	<u>PAGE #</u>
STRAP DRUM ASSEMBLY	58
BAND DRUM HOLDER W/ RH PIVOT	59 – 60
BAND DRUM STORAGE DOOR	61

BALE BAND-IT™

220

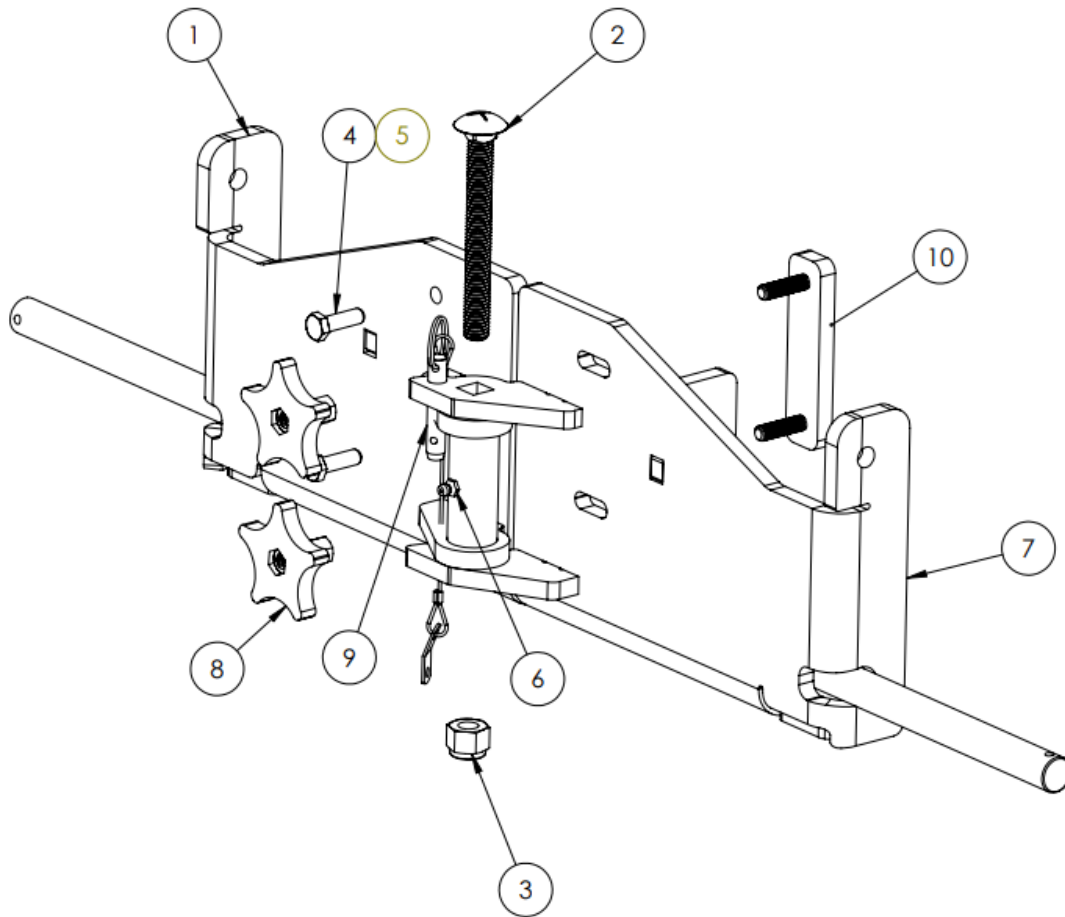
New Features for Model 220



ITEM NO.	PART NUMBER	DESCRIPTION	QTY.
1	1-M-0000AW	Rear Reel Assembly (Banding Drum w/ Male Threaded Part)	2
2	1-M-0000AX	Front Reel Assembly (Banding Drum Female)	2
3	1-Y-0119	Wing Nut	4
4	1-Z-0219	Washer -13/16" ID	2
5	1-M-0000J	BANDING DRUM ARM BRAKE	2
6	1-M-ASSEMBLY-066	BRAKE PAD ASSEMBLY	2
7	1-M-ASSEMBLY-094	Banding Drum Holder w/ Pivot	1
8	1-Z-0001	Cotter, Hair Pin 0.148" Wire Dia, Fits 0.75" Shaft	2
9	1-Y-0156	Spring, 11/16" OD x .072 wire dia, 5" long, extension	2
10	1-Z-0435	Low-Strength Zinc-Plated Steel Hold-Down Bolt	1

New Features for Model 220

BAND DRUM HOLDER W/ RH PIVOT: 1-M-Assembly-093





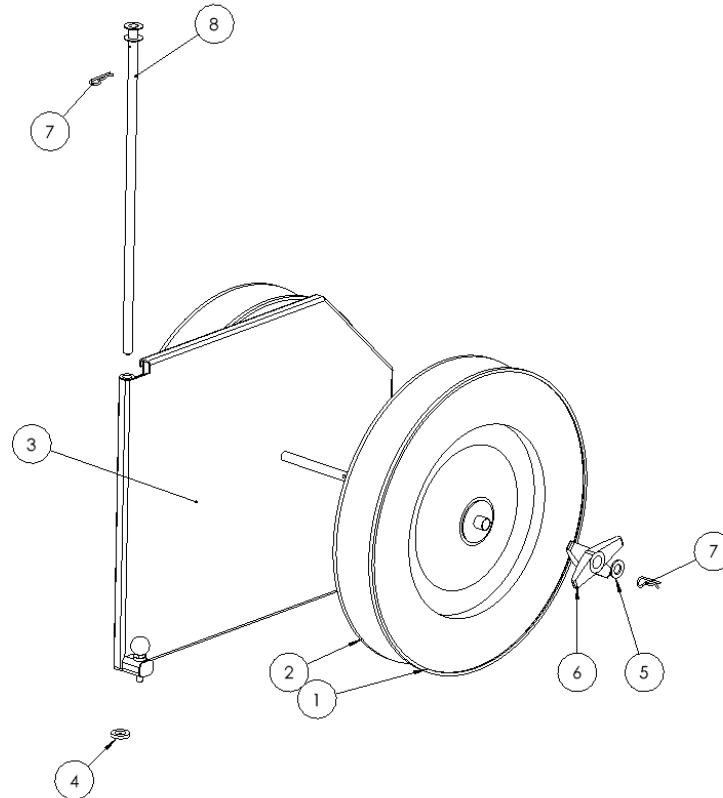
New Features for Model 220

ITEM NO.	PART NUMBER	DESCRIPTION	QTY.
1	1-M-0000BA	BANDING DRUM LH WLDMNT	1
2	1-Z-0420	Grade 5 Steel Square-Neck Carriage Bolt	1
3	1-Z-0078	Nylon Lock Nut, 0.5" - 13 UNC	1
4	1-Z-0023	Hex Cap Screw, 0.3125 -18 UNC X 1, GRD 5	2
5	1-Z-0076	Nylon Lock Nut, 0.3125" - 18 UNC	2
6	1-Z-0015	1/4"-28 Grease Zerk	1
7	1-M-0000BB	BANDING DRUM RH WLDMNT	1
8	1-M-0000BM	BANDING DRUM DOOR KNOB WLDMNT	2
9	1-Y-1159	18-8 Stainless Steel Ring-Grip Quick-Release Pin	1
10	1-M-0000BL	DRUM HANDLE WLDMNT	1



New Features for Model 220

ADDITIONAL BAND DRUM STORAGE: 1-M-Assembly-089



ITEM NO.	PART NUMBER	DESCRIPTION	QTY.
1	1-M-0000AW	Rear Reel Assembly (Banding Drum w/ Male Threaded Part)	2
2	1-M-0000AX	Front Reel Assembly (Banding Drum Female)	2
3	1-M-0000BR	Banding Drum Storage Door	1
4	1-Y-1180	Oil-Embedded Thrust Bronze Bearing	1
5	1-Z-0219	Washer -13/16" ID	2
6	1-Y-0119	Wing Nut	4
7	1-Z-0001	Cotter, Hair Pin 0.148" Wire Dia, Fits 0.75" Shaft	3
8	1-M-0000BS	Band Drum Storage Hinge	1

BALE BAND-IT PARTS

STRAP GUIDE ARMS SECTION 150

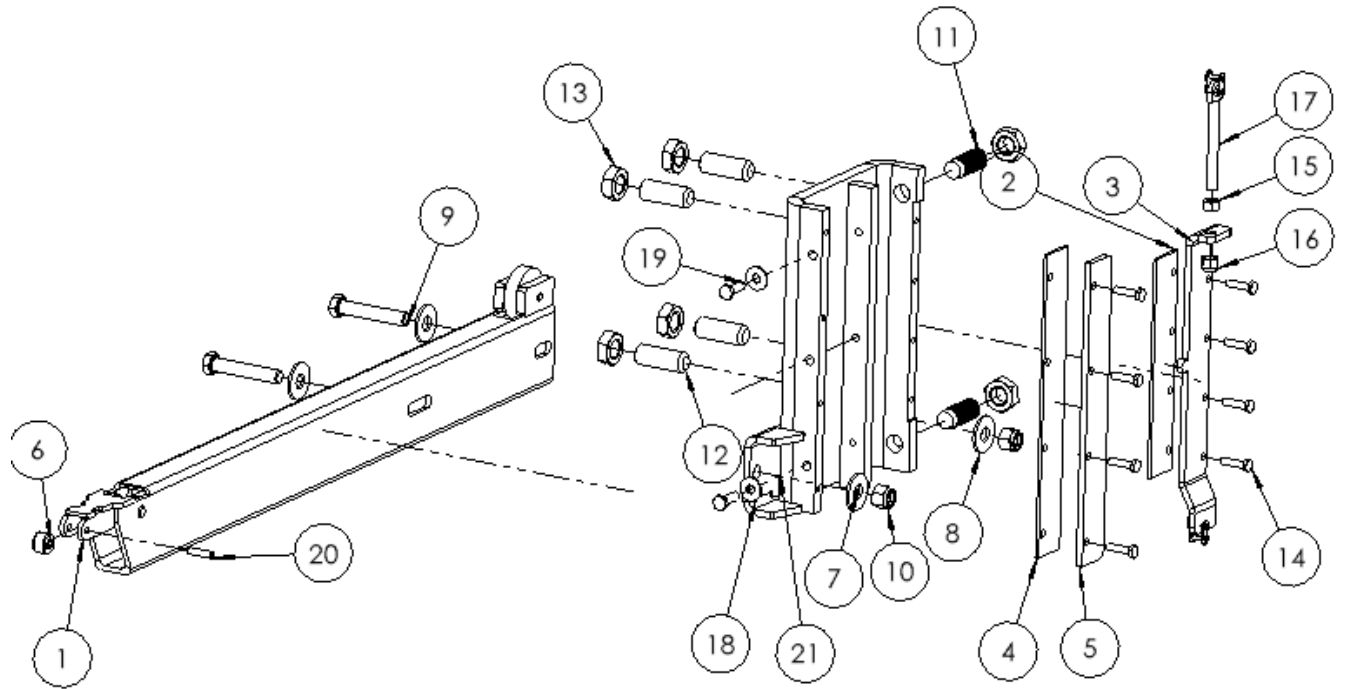
TABLE OF CONTENTS

<u>NAME</u>	<u>PAGE #</u>
STRAP GUIDE ARM ASSEMBLY - LEFT	64 - 65
STRAP GUIDE ARM ASSEMBLY - RIGHT	66
STRAP GUIDE DRIVE ASSEMBLY	67 - 68

BALE BAND-IT™

220

New Features for Model 220





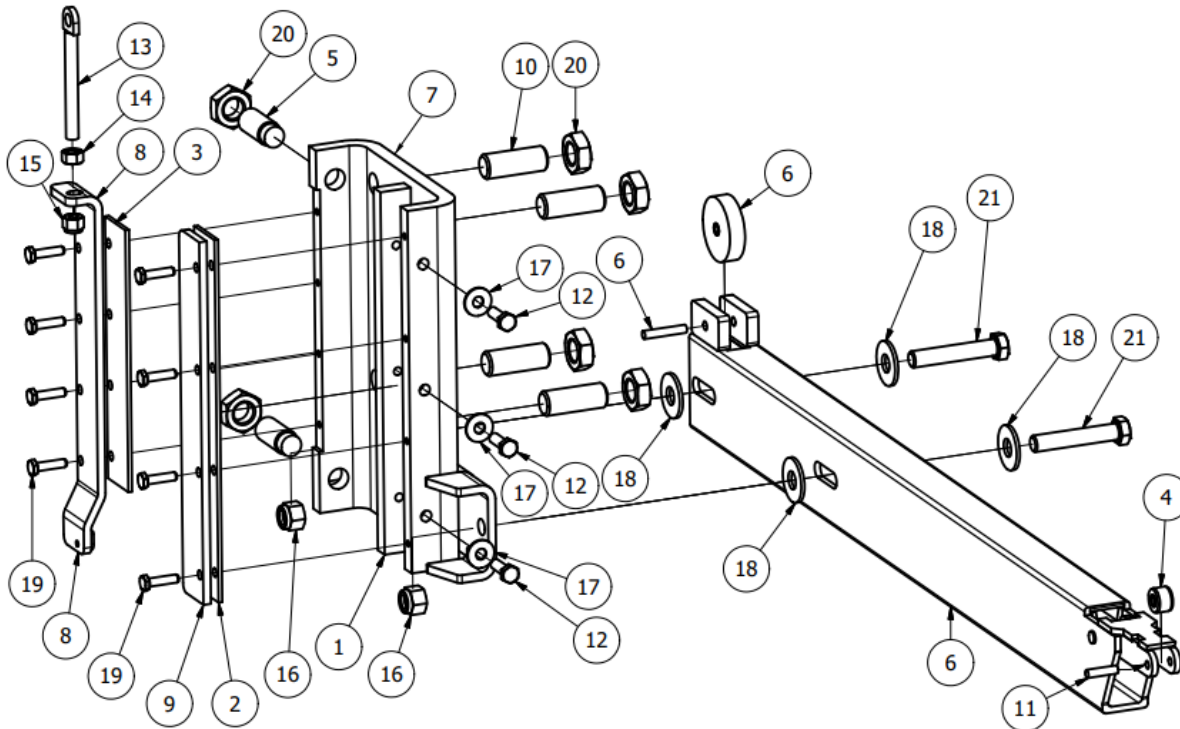
New Features for Model 220

ITEM	PART NUMBER	DESCRIPTION	QTY.
1	1-N-0000C	STRAP GUIDE ARM WLDMNT	1
2	1-M-0230	STRAP GUIDE ARM SIDE SLIDE - SHORT	1
3	1-N-0000H	CHAIN ATTACH	1
4	1-M-0229	STRAP GUIDE ARM SIDE SLIDE - LONG	1
5	1-N-0025	STRAP GUIDE BOLT ON SIDE BRACKET	1
6	1-M-ASSEMBLY-044	ROLLER AND BUSHING PRESS ASSY	1
7	1-M-0228	STRAP GUIDE ARM STATIONARY SLIDE	1
8	1-Z-0118	WASHER, FLAT NORMAL 0.5"	4
9	1-Z-0333	HEX CAP SCREW, 0.5" - 13 UNC X 2.75", GRD 5	2
10	1-Z-0078	NYLON LOCK NUT, 0.5" - 13 UNC	2
11	1-M-ASSEMBLY-053	SET SCREW WEAR HOLDER	2
12	1-Y-0771	3/4-10 X 2.0" SOCKET SET SCREW, FLAT POINT, 3/8" HEX X 3/8" DEPTH, DELRIN	4
13	1-Z-0308	NUT HEX JAM 0.75"- 10 UNC, GRD.5	6
14	1-Z-0018	HEX CAP SCREW 1/4"-20 X 1"	8
15	1-Z-0070	NUT, HEX REGULAR .375"-16 UNC	1
16	1-Z-0077	NYLON LOCK NUT, 0.375" - 16 UNC	1
17	1-Z-0061	JIG LATCH BOLT, 0.375" - 16 UNC X 3.75"	1
18	1-Z-0115	WASHER, FLAT NORMAL 0.3125"	3
19	1-Z-0023	HEX CAP SCREW, 0.3125 -18 UNC X 1, GRD 5	3
20	1-Z-0005	DOWEL PIN, 0.25" DIA X 1"	1
21	1-N-0000K	STRAP GUIDE ARM BASE - ENCODER	1

BALE BAND-IT™

220

New Features for Model 220



Strap Guide Arm Left Assembly			
ITEM	QT	PART NUMBER	DESCRIPTION
1	1	1-M-0228	Strap Guide Arm Stationary Slide
2	1	1-M-0229	Strap Guide Arm Side Slide - Long
3	1	1-M-0230	Strap Guide Arm Side Slide - Short
4	1	1-M-ASSEMBLY-044	Roller & Bushing Press Assembly For Stapping
5	2	1-M-Assembly-053	Wear Holder for StrapGArms (White)
6	1	1-N-0000C	Strap Guide Arm
7	1	1-N-0000G	Strap guide arm base - Left
8	1	1-N-0000J	Chain attach Stapgguide arm - Left
9	1	1-N-0025	Strap Guide bolt on side bracket
10	4	1-Y-0771	Vert. Plunger Plastic Bolt .75"-10X1.75" Socket
11	1	1-Z-0005	Dowel Pin, 0.25" Dia x 1"
12	3	1-Z-0023	Hex Cap Screw, 0.3125" - 18 UNC X 1"
13	1	1-Z-0061	Jig latch bolt, 0.375" - 16 UNC x 3.75"
14	1	1-Z-0070	Nut, Hex Regular .375"-16 UNC
15	1	1-Z-0077	Nylon Lock Nut, 0.375" - 16 UNC
16	2	1-Z-0078	Nylon Lock Nut, 0.5" - 13 UNC
17	3	1-Z-0115	Washer, Flat Normal 0.3125"
18	4	1-Z-0118	Washer, Flat Normal 0.5"
19	8	1-Z-0212	Hex Cap Screw, 0.25" - 20 UNC X 1"
20	6	1-Z-0308	Nut Hex Jam 0.75"- 10 UNC, GRD.5
21	2	1-Z-0333	Hex Cap Screw, 0.5" - 13 UNC X 2.75", GRD 5



New Features for Model 220

ITEM NO.	PART NUMBER	DESCRIPTION	QTY.
1	1-M-0042	Shaft for Strap Guide Arms	1
2	1-Z-0109	Spring Pin 0.1875" x 1.5" Long	1
3	1-M-0000AN	Sprocket Wldmt #40, 16 Teeth	2
4	1-M-0151	PLASTIC HORSESHOE - STRAP GUIDE DRIVE SPROCKET	2
5	1-Z-0031	Hex Cap Screw, .375"-16 UNC X 2.25"	4
6	1-Z-0116	3/8" Flat Washer	8
7	1-Z-0077	Nylon Lock Nut, 0.375" - 16 UNC	4
8	1-Y-0056	Bearing, w /2 hole flange, .75"ID	3
9	1-Z-0172	Washer, Machine .375" ID X .625" OD X 0.125"	4
10	1-Z-0023	Hex Cap Screw, 0.3125 -18 UNC X 1, GRD 5	10
11	1-Z-0076	Nylon Lock Nut, 0.3125" - 18 UNC	10
12	1-Z-0063	Key Stock, 0.1875" x 1.4375" Long	1
13	1-Z-0309	Key Stock, 0.1875" x 1.25" Long	1
14	1-Z-0274	Washer, Machine .75" ID X 1.125" OD X .125"	5
15	1-M-0000V	Sprocket Wldmt #40 16 Teeth	1
16	1-M-0390	Bearing Support StrapGArm Drive	1
17	1-Y-0066	#40 Chain x 36.5"	1
18	1-M-0000B	Sprocket Wldmt #40 16 Teeth	1
19	1-Y-0625	Strap Guide Arm Motor With Built-in Parking Brake	1
20	1-Z-0229	WASHER, LOCK 0.375"	4
21	1-Z-0028	Hex Cap Screw, 0.375 -16 UNC X 1, GRD 5	4
22	1-Z-0230	Washer, Lock .25"	1
23	1-Z-0020	Hex Cap Screw, 0.25" - 20 UNC x 1.5"	1
24	1-Y-0705	Snap Idler #40 Chain Tightener	1
25	1-Z-0018	Hex Cap Screw 1/4"-20 x 1"	3
26	1-Z-0180	Washer, Flat Normal 0.25"	3
27	1-Z-0075	Lock Nut - 1/4"-20	3
28	1-M-0433	STRAP GUIDE ARM CHAIN GUARD	1
29	1-Y-1178	Machine Key	1
30	1-M-0428	Analog Encoder Mount	1
31	1-X-0268	ROTARY ENCODER; ANALOG	1
32	1-Y-ASSEMBLY-027	COUPLING; ANALOG ENCODER	1
33	1-Z-0436	M3 X 10MM BUTTON HEAD SCREW	3
34	1-Z-0437	LOCK WASHER; M3	3

BALE BAND-IT PARTS

STRAP ROLLER - BRACES SECTION 155

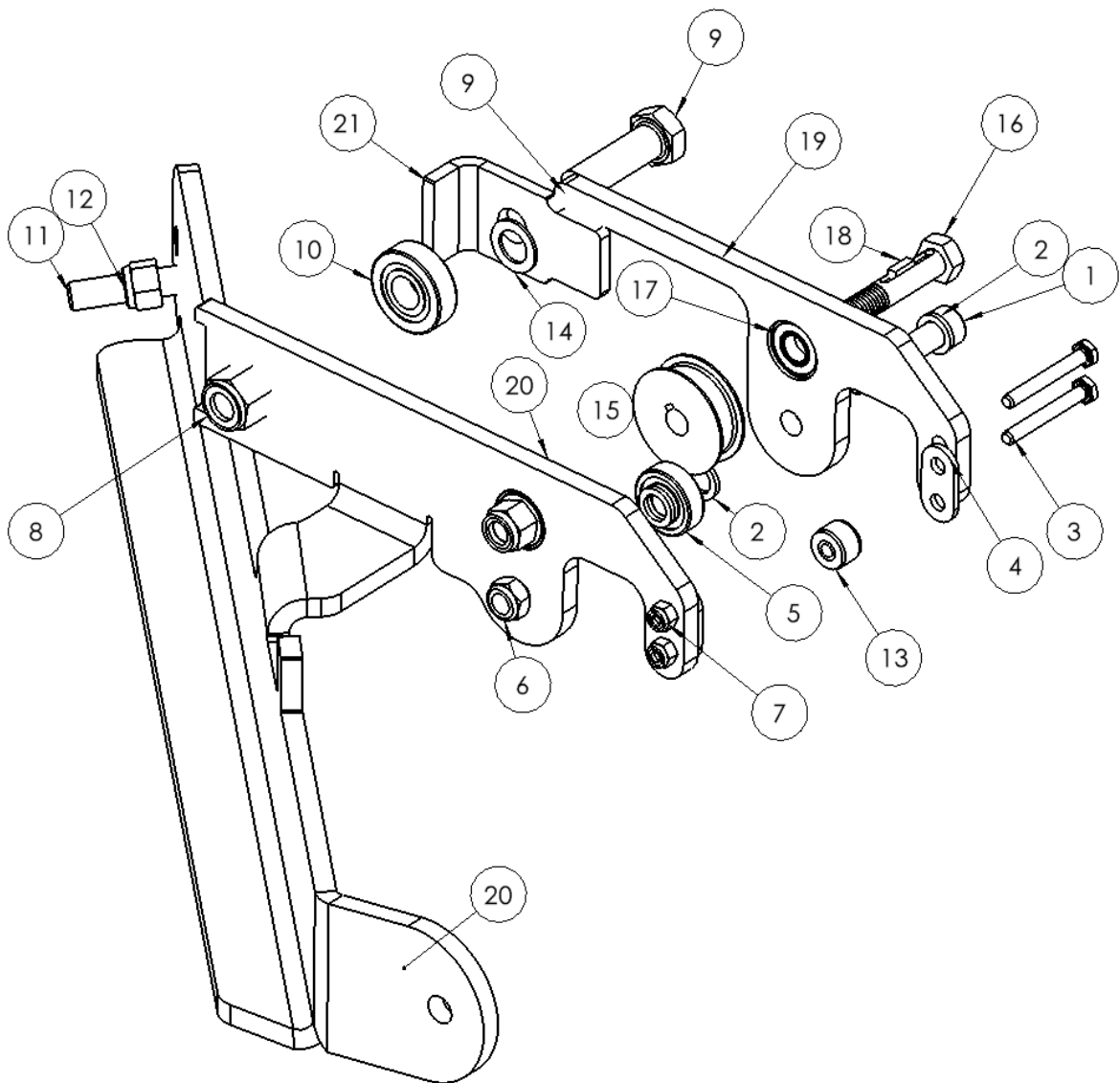
155

TABLE OF CONTENTS

<u>NAME</u>	<u>PAGE #</u>
LOWER BRACE FEED ASSIST	70 - 73
UPPER BRACE	74 - 75

New Features for Model 220

LOWER BRACE LH W/ FEED ASSIST: 1-M-ASSEMBLY-097



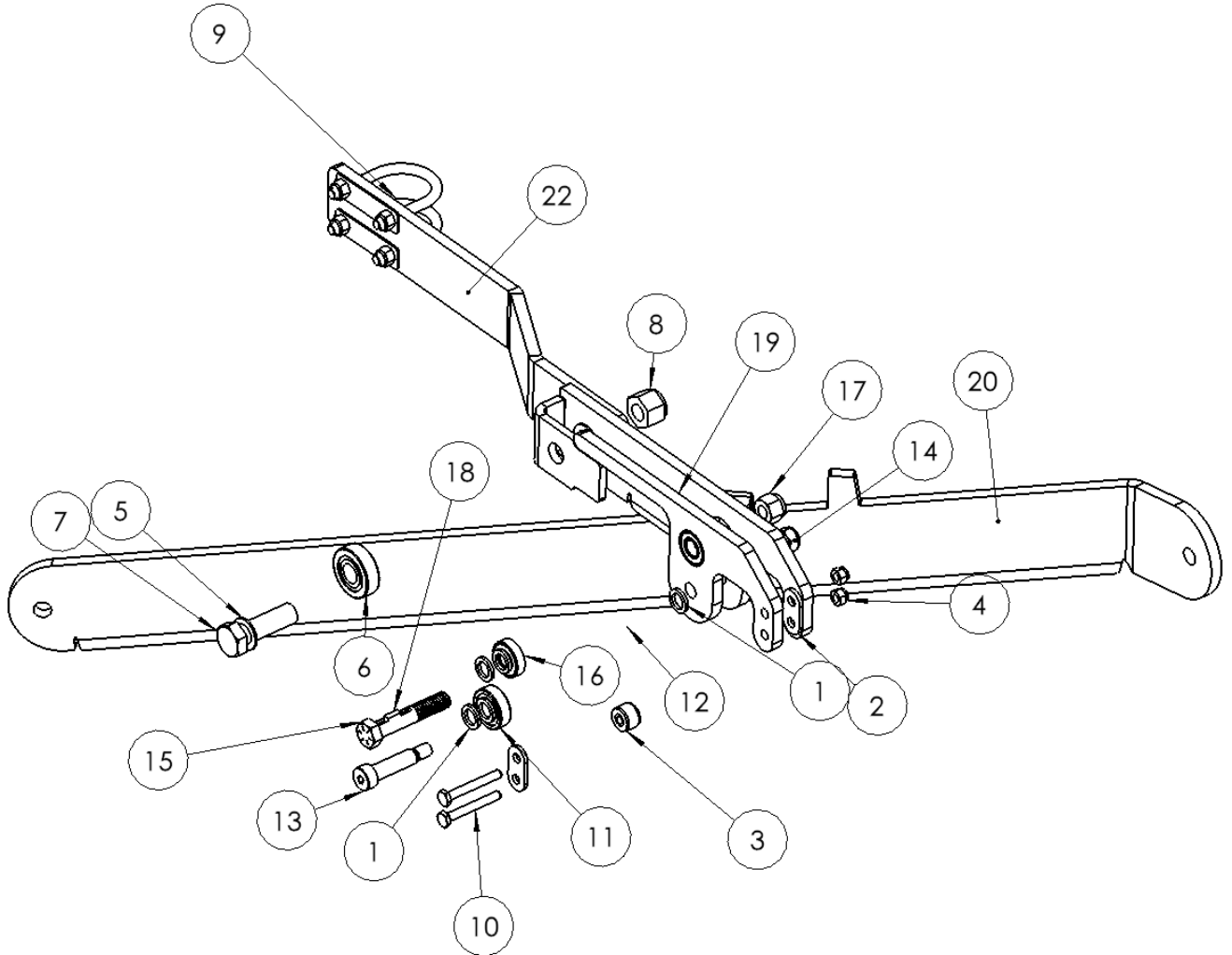


New Features for Model 220

ITEM NO.	PART NUMBER	DESCRIPTION	QTY.
1	1-Z-0102	Socket Head Shoulder Screw, M10 THRD X 12 MM OD X 40 MM Long	1
2	1-Z-0123	Washer, Machine 0.50" ID X 0.75" OD X 0.093"	7
3	1-Z-0021	Hex Cap Screw, 0.25" - 20 UNC X 2"	2
4	1-M-0177	Bolt on guide plates for Crimper Roller Assembly	2
5	1-Y-0052	BEARING; .47" X 1.25"	1
6	1-Z-0083	Nylon Lock Nut, M10	1
7	1-Z-0075	Lock Nut - 1/4"-20	2
8	1-Z-0079	Nylon Lock Nut, 0.625" - 11 UNC	1
9	1-Z-0051	HEX CAP SCREW; 5/8-11X2.5" GR5	1
10	1-Y-0054	BEARING; 0.625" X 1.5748" X .4724	1
11	1-Z-0043	Hex Cap Screw, .5"-13 UNC X 2", GRD 5	1
12	1-Z-0078	Nylon Lock Nut, 0.5" - 13 UNC	2
13	1-M-ASSEMBLY-044	STRAPPING ROLLER ASSY	1
14	1-Z-0124	Washer, Machine .625" ID X 1" OD X 0.0625"	2
15	1-M-0404	CRIMPER ROLL - FEED ASSIST	1
16	1-M-0430	1/2-13 x 2-3/4 Feed Assist Bolt	1
17	1-Y-1132	Ball Bearing	2
18	1-Z-0440	3/16" x 3/16" x 1/2" Keystock	1
19	1-M-0371	Strap Crimper Bracket	1
20	1-M-0370	Lower Brace Left - Feed Assist	1
21	1-M-0226	UpperBearingBoltOnBracket	1

New Features for Model 220

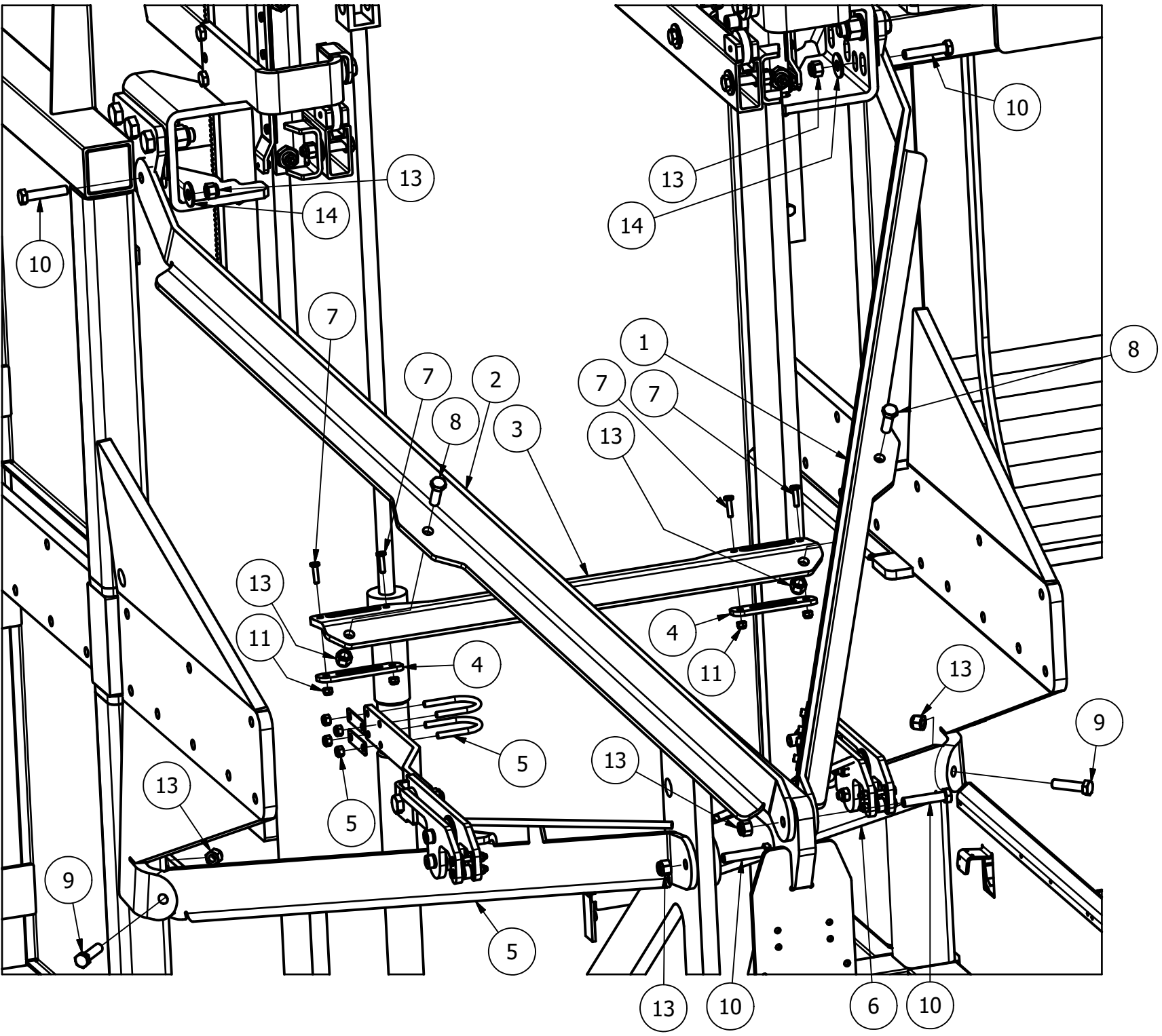
LOWER BRACE RH W/ FEED ASSIST: 1-M-ASSEMBLY-096





New Features for Model 220

ITEM NO.	PART NUMBER	DESCRIPTION	QTY.
1	1-Z-0123	Washer, Machine 0.50" ID X 0.75" OD X 0.093"	7
2	1-M-0177	Bolt on guide plates for Crimper Roller Assembly	2
3	1-M-ASSEMBLY-044	ROLLER AND BUSHING PRESS ASSY	1
4	1-Z-0075	Lock Nut - 1/4"-20	2
5	1-Z-0124	Washer, Machine .625" ID X 1" OD X 0.0625"	2
6	1-Y-0054	BEARING; 0.625" X 1.5748" X .4724	1
7	1-Z-0051	HEX CAP SCREW; 5/8-11X2.5" GR5	1
8	1-Z-0079	Nylon Lock Nut, 0.625" - 11 UNC	1
9	1-Z-0291	U-BOLT	2
10	1-Z-0021	Hex Cap Screw, 0.25" - 20 UNC X 2"	2
11	1-Y-0052	BEARING; .47" X 1.25"	1
12	1-M-0404	CRIMPER ROLL - FEED ASSIST	1
13	1-Z-0102	Socket Head Shoulder Screw, M10 THRD X 12 MM OD X 40 MM Long	1
14	1-Z-0083	Nylon Lock Nut, M10	1
15	1-M-0430	1/2-13 x 2-3/4 Crimper Bolt	1
16	1-Y-1132	Ball Bearing	2
17	1-Z-0078	Nylon Lock Nut, 0.5" - 13 UNC	1
18	1-Z-0440	3/16" x 3/16" x 1/2" Keystock	1
19	1-M-0371	Strap Crimper Bracket	1
20	1-M-0369	LOWER BRACKE RIGHT	1
21	1-M-0226	UpperBearingBoltOnBracket	1
22	1-M-0227	Bracket for Cylinder Brace	1







Upper & Lower Braces To Machine			
ITEM	QT	PART NUMBER	DESCRIPTION
1	1	1-M-0000AI	Upper Brace - Left
2	1	1-M-0190	Upper Brace-Right
3	1	1-M-0192	Upper Brace Cross Support
4	2	1-M-0193	Strap maintain UHMW
5	1	1-M-Assembly-015	Lower Brace Right Assembly
6	1	1-M-Assembly-016	Lower Brace Left Assembly
7	4	1-Z-0018	Hex Cap Screw, 0.25" - 20 UNC X 1"
8	2	1-Z-0041	Hex Cap Screw, 0.5" - 13 UNC x 1.5"
9	2	1-Z-0043	Hex Cap Screw, .5"-13 UNC X 2", GRD 5
10	4	1-Z-0045	Hex Cap Screw, .5"-13 UNC X 2.5", GRD 5
11	4	1-Z-0075	Nylon Lock Nut, .25"-20 UNC
13	8	1-Z-0078	Nylon Lock Nut, .5"-13 UNC
14	2	1-Z-0118	Washer, Flat Normal 0.5"

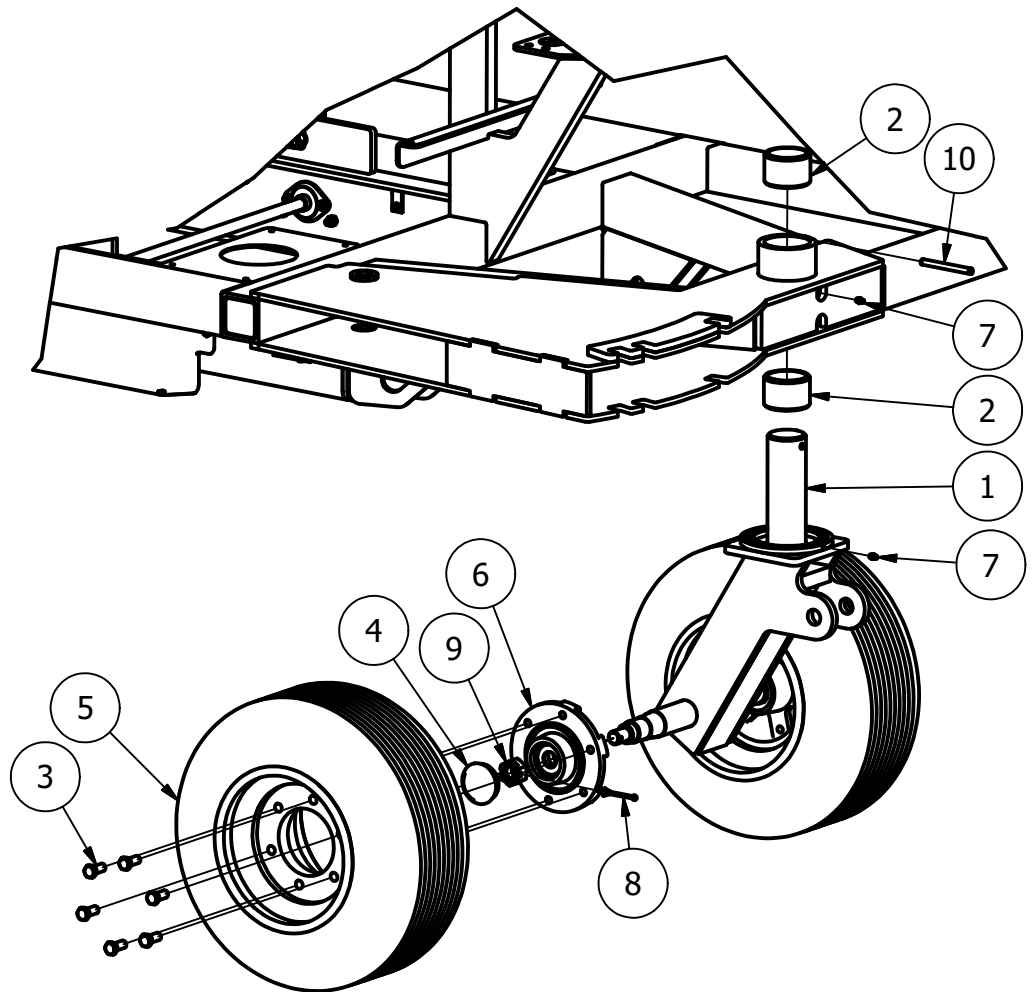
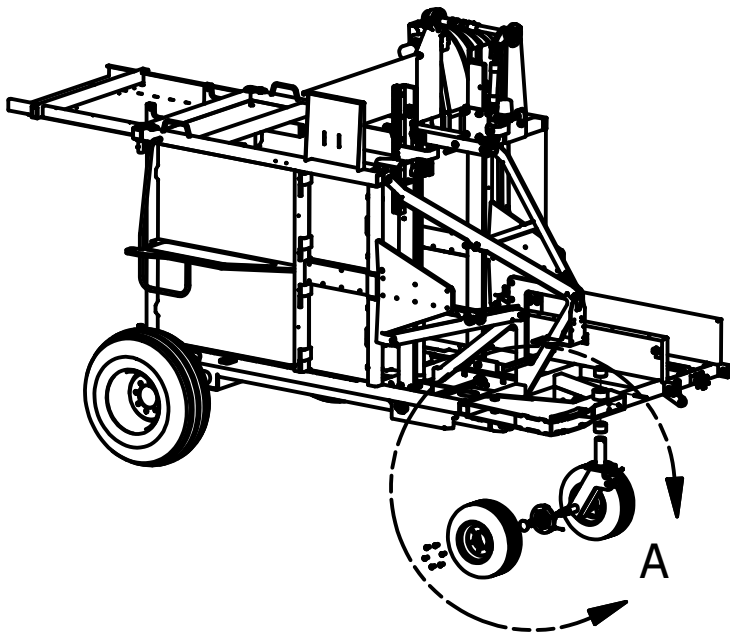
BALE BAND-IT PARTS

TIRES & WHEELS SECTION 160

TABLE OF CONTENTS

<u>NAME</u>	<u>PAGE #</u>
CASTER WHEEL ASSEMBLY	78
FRONT LUG ASSEMBLY	79
REAR SPINDLE ASSEMBLY	80
REAR LUG ASSEMBLY	81
DRUM BRAKE COMPONENTS	82



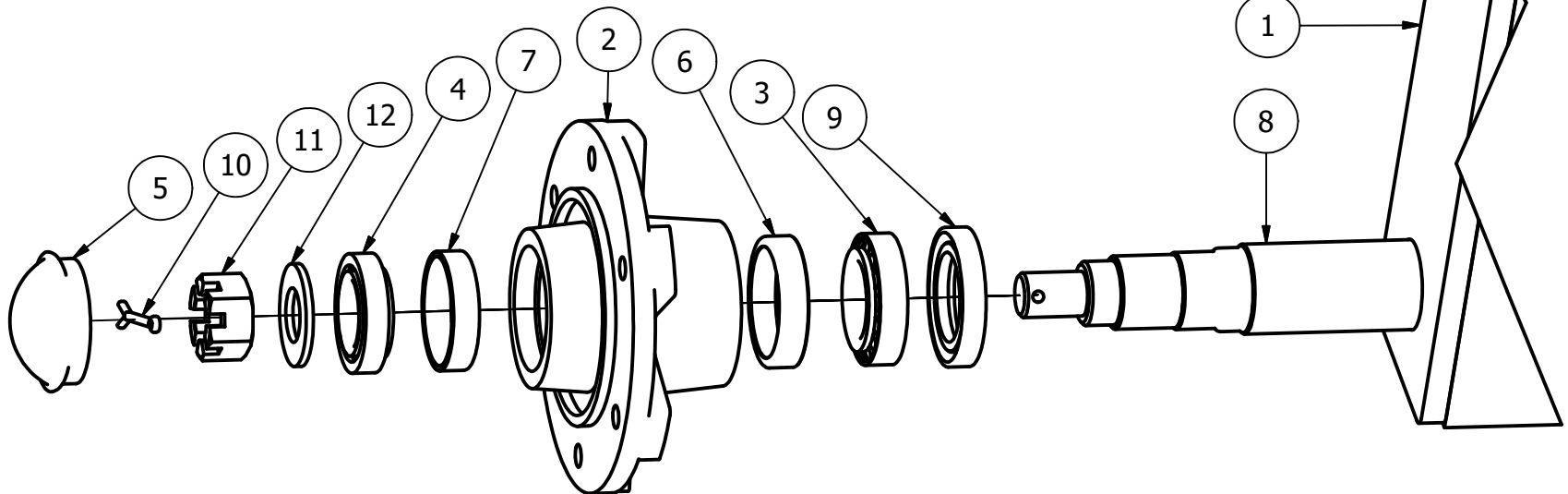
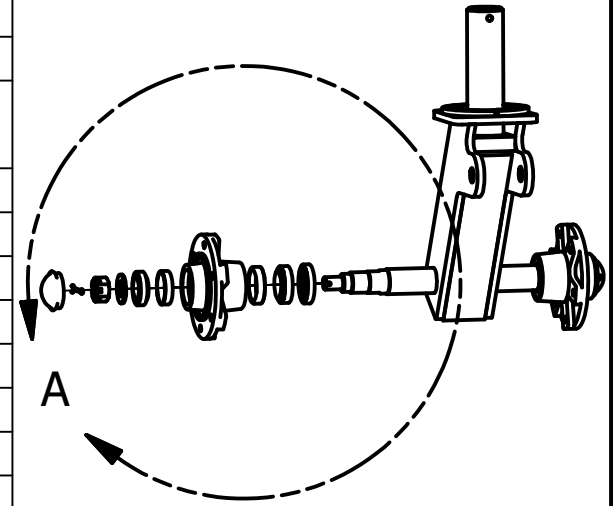


Front Caster Wheel Assembly To Chassis

ITEM	QT	PART NUMBER	DESCRIPTION
1	1	1-P-0000C	Caster Wheel (Painted) Weldment
2	2	1-Y-0070	Chrome-Vanadium Spring Steel Aisi-sae 6150 Bus
3	12	1-Y-0405	Bolt 1/2 - 20 UNF
4	2	1-Y-0406	Dust Cap for 6 Lug Hubs (Painted)
5	2	1-Y-ASSEMBLY-020	Front tire and rim assembly
6	2	1-Y-Assembly-016	Hub, 6 Bolt, 6" bolt circle, 4.62" pilot (Hub & Component Assembly)
7	2	1-Z-0015	1/4 UNF ST Zerk
8	2	1-Z-0295	Cotterpin 5/32 Dia"
9	2	1-Z-0296	Nut, Castle 1"-14UNF
10	1	1-Z-0111	Spring pin 0.375" x 4" Long

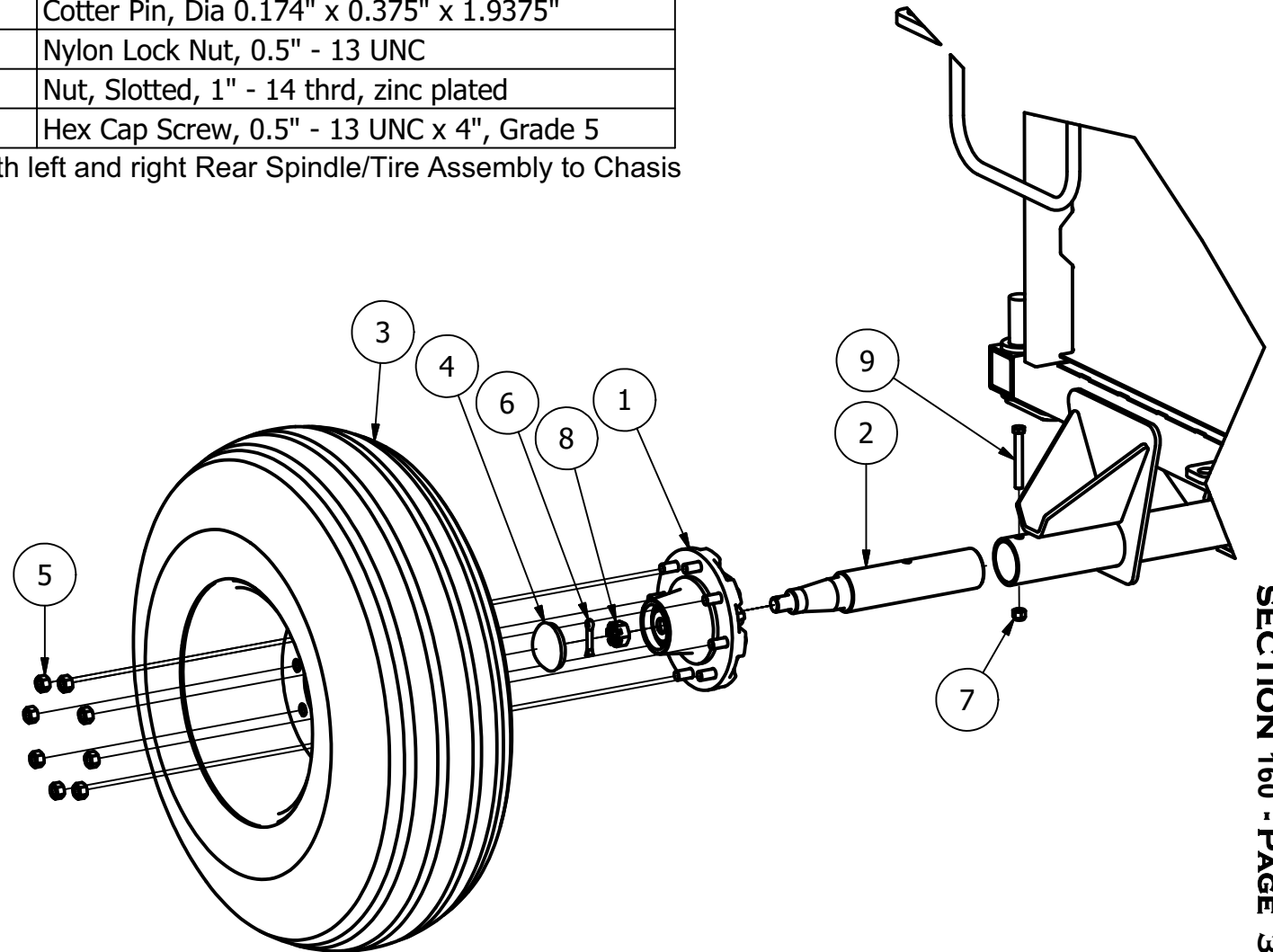
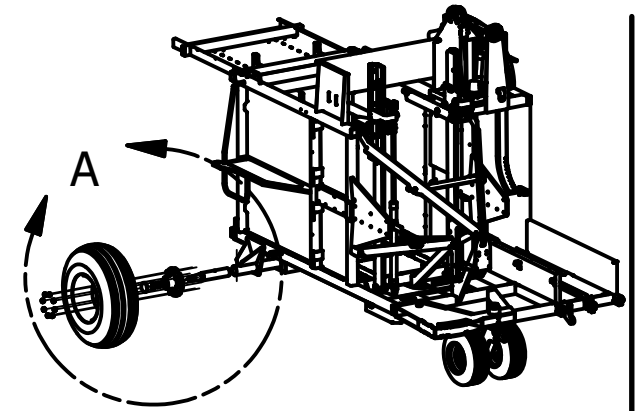
Front Hub (6 Lug) Assembly

ITEM	QT	PART NUMBER	DESCRIPTION
1	1	1-P-0000C	Caster Wheel Weldment
2	2	1-Y-0110	Hub, 6-6-4.62; 3560# Capacity
3	2	1-Y-0402	Bearing, tapered 1.5" ID, Use for Inner Hub bearing LM29749 SAE
4	2	1-Y-0403	Bearing, tapered; Use for outer cone bearing LM67048 SAE
5	2	1-Y-0406	Dust Cap
6	2	1-Y-0508	Inner Cup (Race) 6 lug hub- LM29710 SAE
7	2	1-Y-0509	Outer Cup (Race) 6 Lug Hub LM67010 SAE
8	1	1-Y-0667	Double Ended Spindle 1-3/4" X 19.75
9	2	1-Y-0803	Grease Seal for 6 Lug Hub (2.718" OD x 1.75" shaft)
10	2	1-Z-0295	Cotter, Pin Standard 5/32" Dia. X 2.25" Long
11	2	1-Z-0296	Nut, Slotted, 1" - 14 thrd, zinc plated
12	2	1-Z-0297	Washer, High Strength; Size 1", Nom OD 2.0", Nom ID 1.062"



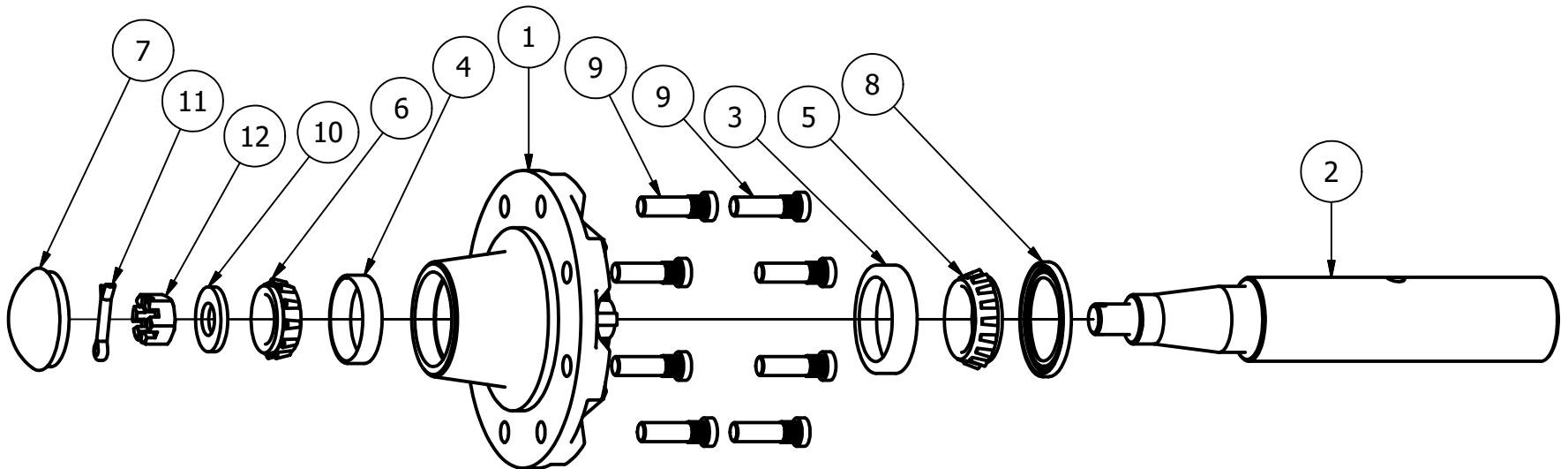
Rear Spindle/Tire Assembly to Chassis			
ITEM	QT	PART NUMBER	DESCRIPTION
1	2	1-Y-0648	Hub, 8 Stud, 8" bolt circle, 6" pilot (Hub & Cupped only) Drilled & tapped for brakes
2	2	1-Y-0649	Rear Spindle for 8 lug hub, Crosshole, 2.75" x 16
3	2	1-Y-0689	Wheel, 16.1XW11C; 8 on 8" Rim
4	2	1-Y-0736	Dust Cap for 8 lug hub
5	16	1-Y-0739	Nut, Stud, 5/8"-18UNF for 8 lug hub
6	2	1-Y-0742	Cotter Pin, Dia 0.174" x 0.375" x 1.9375"
7	2	1-Z-0078	Nylon Lock Nut, 0.5" - 13 UNC
8	2	1-Z-0296	Nut, Slotted, 1" - 14 thrd, zinc plated
9	2	1-Z-0301	Hex Cap Screw, 0.5" - 13 UNC x 4", Grade 5

Quantities Represent both left and right Rear Spindle/Tire Assembly to Chassis





Rear Hub (8 Lug) Assembly			
ITEM	QT	PART NUMBER	DESCRIPTION
1	1	1-Y-0648	Hub, 8 Stud, 8" bolt circle, 6" pilot (Hub & Cupped only) Drilled & tapped for brakes
2	1	1-Y-0649	Rear Spindle for 8 lug hub, Crosshole, 2.75" x 16
3	1	1-Y-0732	Cup (Race), Inner - 8 lug hub JLM506810 SAE
4	1	1-Y-0733	Cup (Race), Outer - 8 lug hub LM501310 SAE
5	1	1-Y-0734	Bearing, tapered; (Cone), Inner - 8 lug hub - JLM506849 SAE
6	1	1-Y-0735	Bearing, tapered; (Cone), Outer - 8 lug hub - LM501349 SAE
7	1	1-Y-0736	Dust Cap for 8 lug hub
8	1	1-Y-0737	Grease Seal for 6 Lug Hub (2.718" OD x 1.75" shaft)
9	8	1-Y-0738	Stud, Press in, 5/8"-18UNF x 2.25" for 8 lug hub
10	1	1-Y-0740	Washer, 1.062"ID x 2.130" OD x 0.245",
11	1	1-Y-0742	Cotter Pin, Dia 0.174" x 0.375" x 1.9375"
12	1	1-Z-0296	Nut, Slotted, 1" - 14 thrd, zinc plated





New Features for Model 220

1-T-Assembly-002 Drum Brake Components

PART NUMBER	DESCRIPTION	QUANTITY
1-Y-1107	SURGE BRAKE GEAR ACTUATOR	1
1-Y-1136	BRAKE DRUM - 13"	2
1-Y-1137	BRAKE CLUSTER - RIGHT	1
1-Y-1138	BRAKE CLUSTER - LEFT	1
1-Y-1172	3/16" SS LINES - 25' SECTION	4
1-Y-1170	45 DEGREE 3/16" FITTING	6
1-Y-1171	HOSE; RUBBER	1
1-Z-0029	HEX CAP SCREW 3/8"-16 X 1.25" GR5	6
1-Z-0077	LOCK NUT 3/8"-16	6
1-Z-0116	WASHER 3/8"	6
1-Z-0439	CLEVIS PIN W/ RETAINER	1

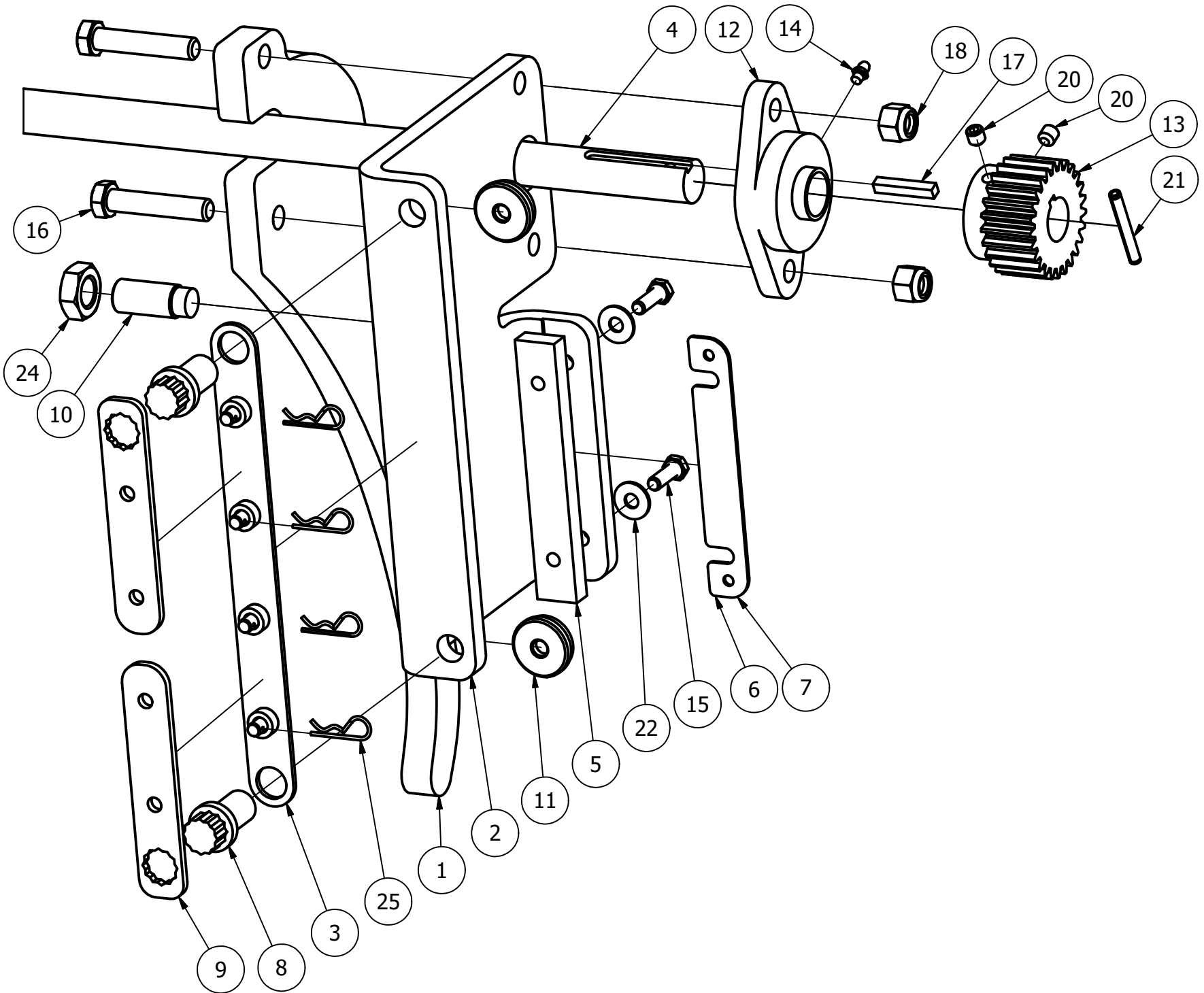
BALE BAND-IT PARTS

VERTICAL PLUNGER SECTION 165

TABLE OF CONTENTS

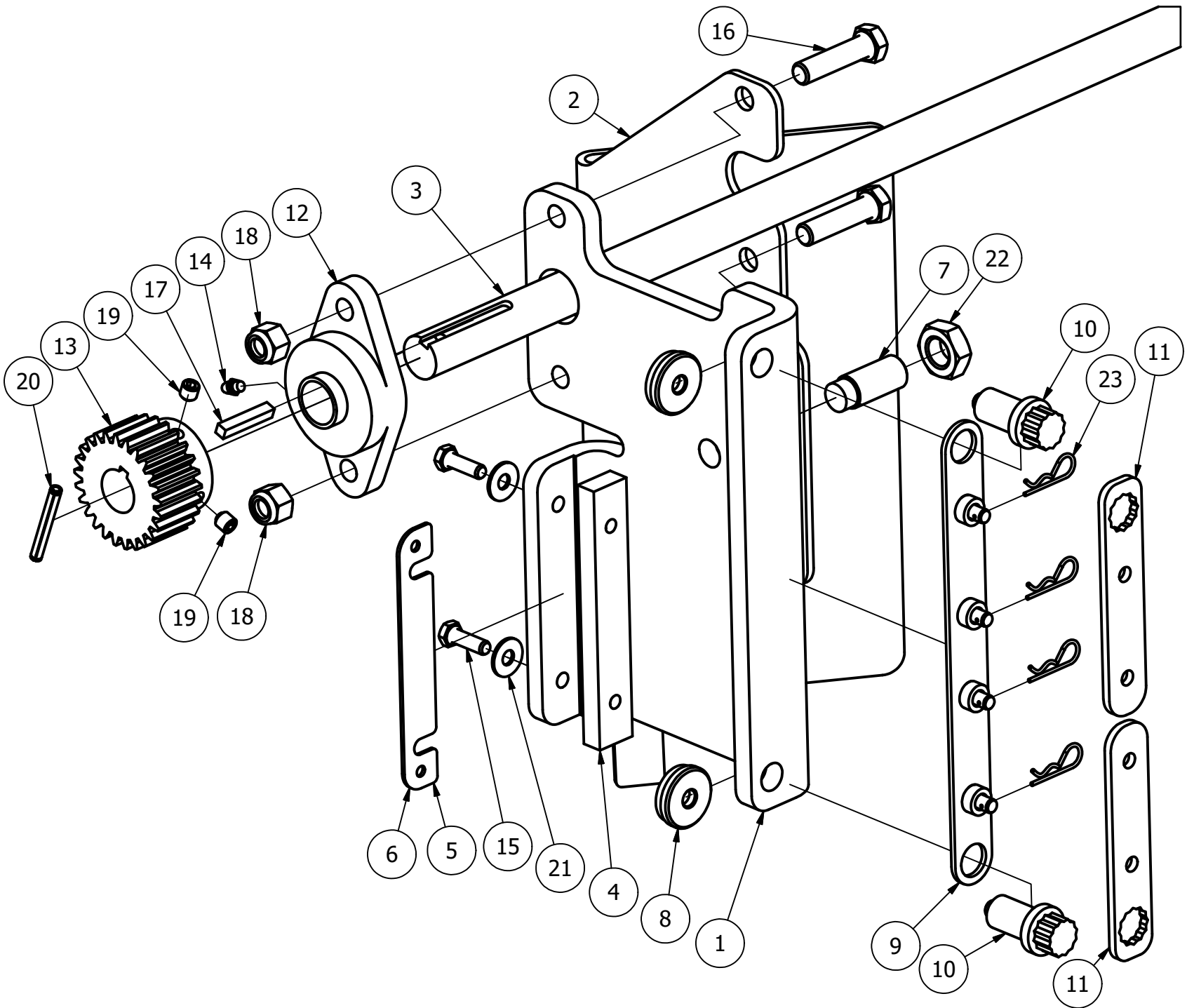
<u>NAME</u>	<u>PAGE #</u>
VERTICAL SWING ASSEMBLY	85 - 92
VERTICAL SWING CYLINDER MOUNT	93
VERTICAL PLUNGER CYLINDER MOUNT	94

165



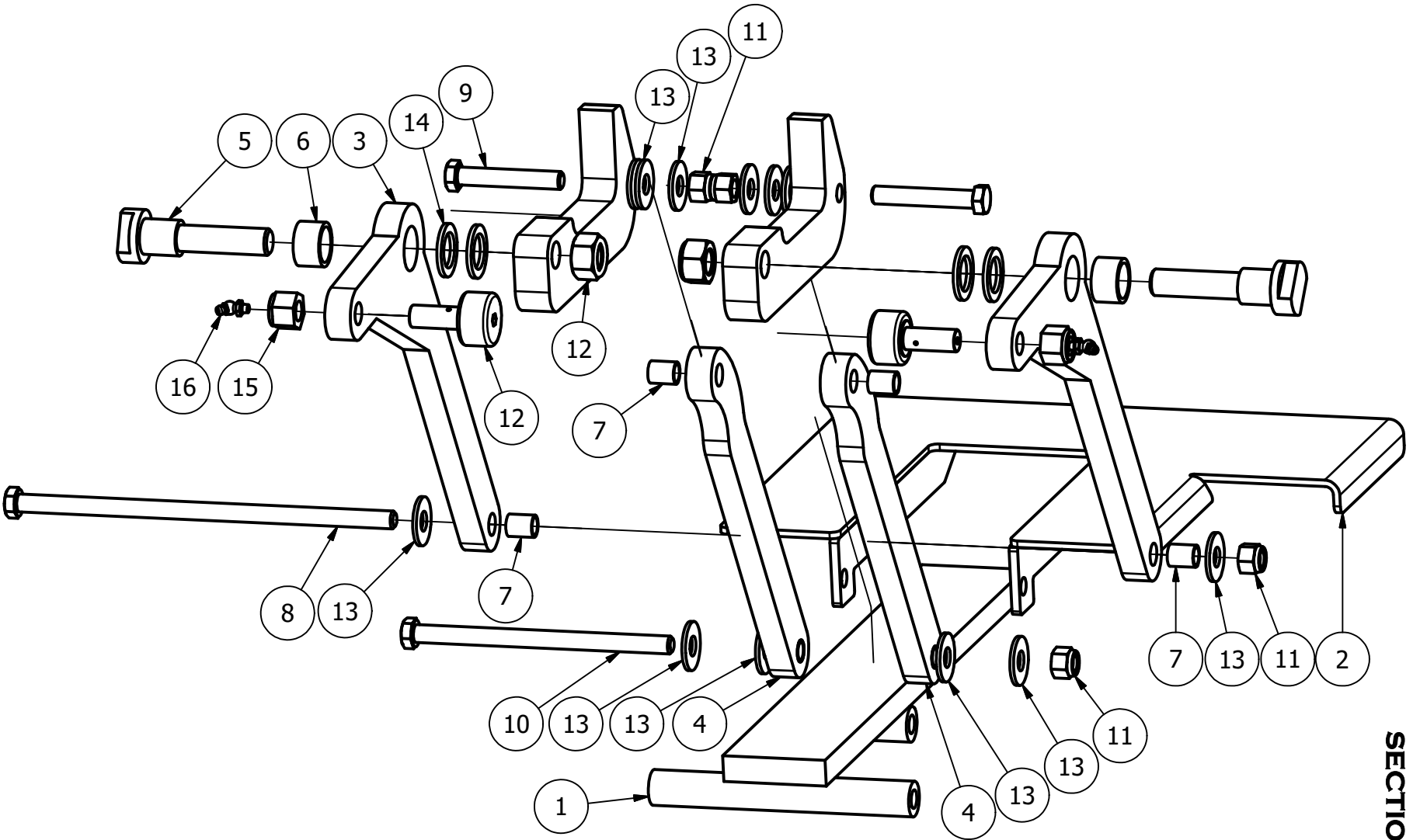


Vertical Plunger Shaft/Gear/Slide Left Assembly			
ITEM	QTY	PART NUMBER	DESCRIPTION
1	1	1-L-0072	Vertical Plunger Bale Guide Bar
2	1	1-L-0077	Main Plate Left Vert Plunger
3	1	1-M-0000AS	Wear Holder Lock Bracket - Left
4	1	1-M-0258	Model 200 - SHAFT FOR VERTICAL PLUNGER
5	1	1-M-0238	Vertical Plunger Stationary Slide
6	1	1-M-0249	Shim, 0.0747" 14ga, Vertical Plunger Stationary UHMW
7	1	1-M-0250	Shim, 0.020", Vertical Plunger Stationary UHMW
8	2	1-M-0269	Flange Head Cap Screw, 0.75" -10 UNC x 1.5" Full Thread, 12 Point
9	2	1-M-0270	Wear Holder Lock Wrench
10	1	1-M-Assembly-053	Setscrew, Wear Holder for Vertical Plunger, 3/4"-10 UNC - White Insert - Vertical Plunger
11	2	1-M-Assembly-071	Large Flat Surface Wear Holder
12	1	1-Y-0055	Bearing, 1"ID W/ Mounting Block
13	1	1-Y-0159	gear, spur - 20 degree pressure angle
14	1	1-Z-0015	Grease Zerk - Straight, self tapping 0.25" - 28
15	2	1-Z-0023	Hex Cap Screw, 0.3125" - 18 UNC X 1"
16	2	1-Z-0045	Hex Cap Screw, 0.5" - 13 UNC X 2.5", GRD 5
17	1	1-Z-0065	Keystock, 0.25" X 1.5" Long
18	2	1-Z-0078	Nylon Lock Nut, 0.5" - 13 UNC
20	2	1-Z-0108	Socket Set Screw Flat Point, 0.375" - 16 UNC X 0.375"
21	1	1-Z-0110	Spring Pin 0.25" X 2" Long
22	2	1-Z-0115	Washer, Flat Normal 0.3125"
24	2	1-Z-0308	Nut Hex Jam 0.75"- 10 UNC, GRD.5
25	4	1-Z-0360	Cotter Pin Hairpin, Fits 5/16"-3/8" Pin Dia, 1-1/2" Length



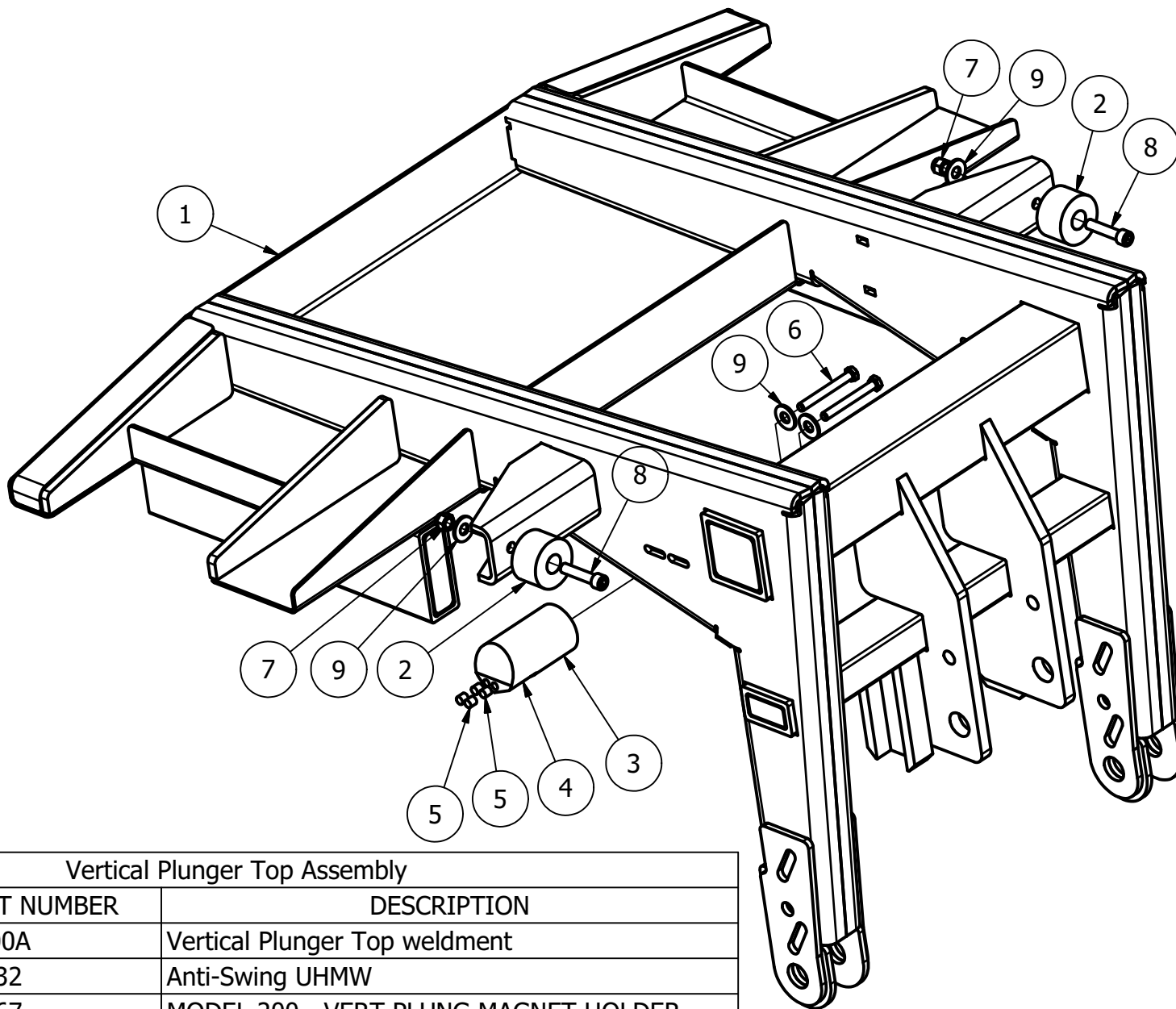


Vertical Plunger Shaft/Gear/Slide Right Assembly			
ITEM	QTY	PART NUMBER	DESCRIPTION
1	1	1-L-0078	Main Plate Right Vert Plunger
2	1	1-L-0082	VERTICAL PLUNGER BALE GUIDE PLATE
3	1	1-M-0258	Model 200 - SHAFT FOR VERTICAL PLUNGER
4	1	1-M-0238	Vertical Plunger Stationary Slide
5	1	1-M-0249	Shim, 0.0747" 14ga, Vertical Plunger Stationary UHMW
6	1	1-M-0250	Shim, 0.020", Vertical Plunger Stationary UHMW
7	1	1-M-Assembly-053	Setscrew, Wear Holder for Vertical Plunger, 3/4"-10 UNC - White Insert - Vertical Plunger
8	2	1-M-Assembly-071	Large Flat Surface Wear Holder
9	1	1-M-0000AR	Wear Holder Lock Bracket - Right
10	2	1-M-0269	Flange Head Cap Screw, 0.75" -10 UNC x 1.5" Full Thread, 12 Point
11	2	1-M-0270	Wear Holder Lock Wrench
12	1	1-Y-0055	Bearing, 1"ID W/ Mounting Block
13	1	1-Y-0159	gear, spur - 20 degree pressure angle
14	1	1-Z-0015	Grease Zerk - Straight, self tapping 0.25" - 28
15	2	1-Z-0023	Hex Cap Screw, 0.3125" - 18 UNC X 1"
16	2	1-Z-0043	Hex Cap Screw, 0.5" - 13 UNC X 2" GRD 5
17	1	1-Z-0065	Keystock, 0.25" X 1.5" Long
18	2	1-Z-0078	Nylon Lock Nut, 0.5" - 13 UNC
19	2	1-Z-0108	Socket Set Screw Flat Point, 0.375" - 16 UNC X 0.375"
20	1	1-Z-0110	Spring Pin 0.25" X 2" Long
21	2	1-Z-0115	Washer, Flat Normal 0.3125"
22	1	1-Z-0308	Nut Hex Jam 0.75"- 10 UNC, GRD.5
23	4	1-Z-0360	Cotter Pin Hairpin, Fits 5/16"-3/8" Pin Dia, 1-1/2" Length



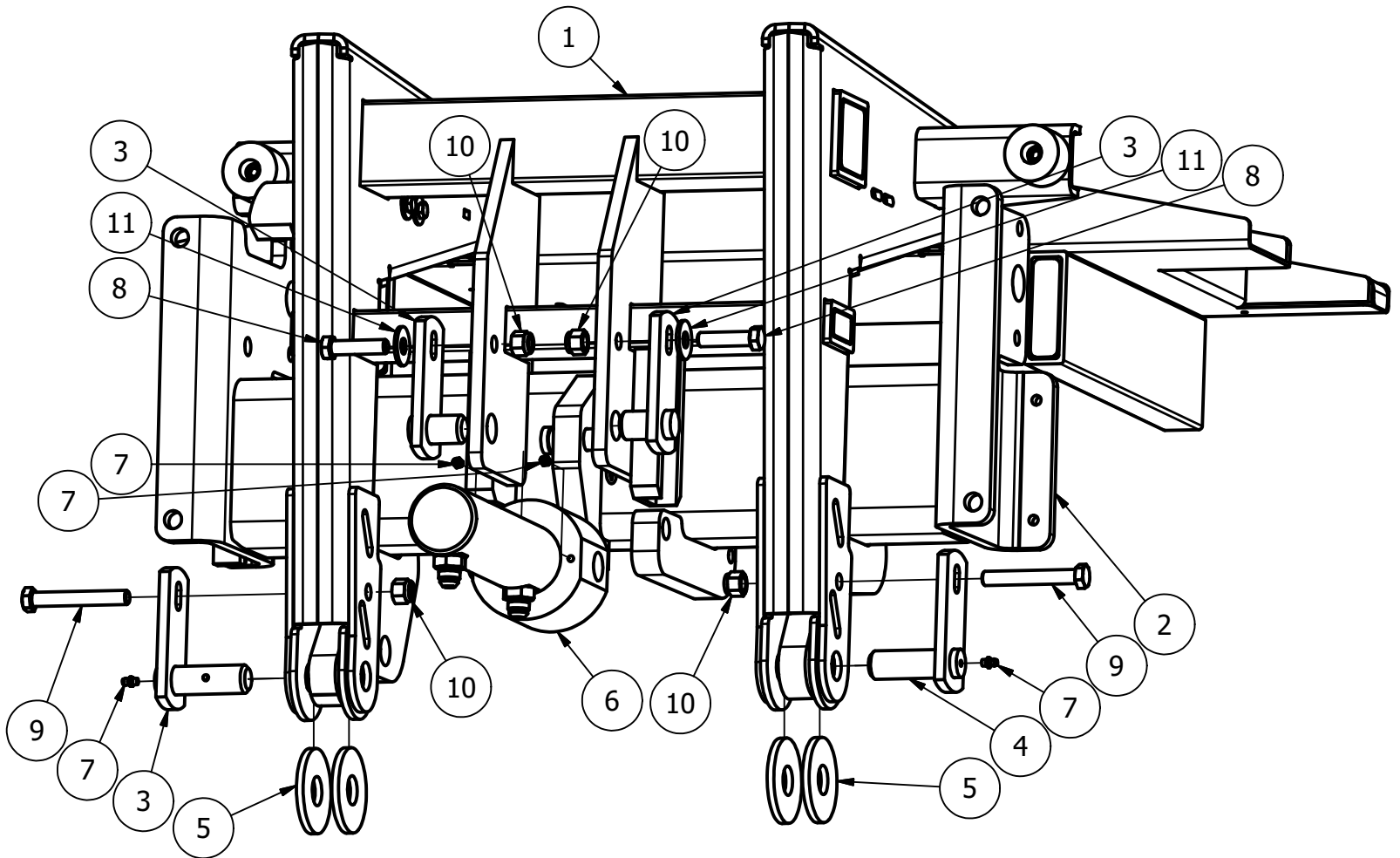


Vertical Swing Table Assembly			
ITEM	QT	PART NUMBER	DESCRIPTION
1	1	1-L-0000D	PIPE FOR SWING TABLE PIVOT LONG
2	1	1-L-0000E	SHEET FOR SWING TABLE
3	2	1-L-0015	VERT SWING DRIVER ARM
4	2	1-L-0035	VERT SWING IDLER ARM
5	2	1-L-0041	VERT SWING DRIVER SHAFT
6	2	1-Y-0063	Bushing, bronze, oil impreg 1IDx1.25ODx.75
7	6	1-Y-0172	Bronze Bushing, .5" ID x .625" OD x .75" Long
8	1	1-Z-0042	Hex Cap Screw, 0.5" - 13 UNC X 11", GRD 8
9	2	1-Z-0046	Hex Cap Screw, 0.5" - 13 UNC X 3", GRD 5
10	1	1-Z-0049	Hex Cap Screw, 0.5" - 13 UNC X 7.5", GRD 8
11	4	1-Z-0078	Nylon Lock Nut, 0.5" - 13 UNC
12	2	1-Z-0080	Nylon Lock Nut, 0.75" - 10 UNC
13	12	1-Z-0118	Washer, Flat Normal 0.5"
14	4	1-Z-0129	Washer, Machine 1" ID x 1.5" OD x 0.125"
15	2	1-Z-0231	Nylon Lock Nut, 0.625" - 18 UNF
16	2	1-Z-0255	Grease zerck self-tapping 45 degree 0.25" - 28



Vertical Plunger Top Assembly

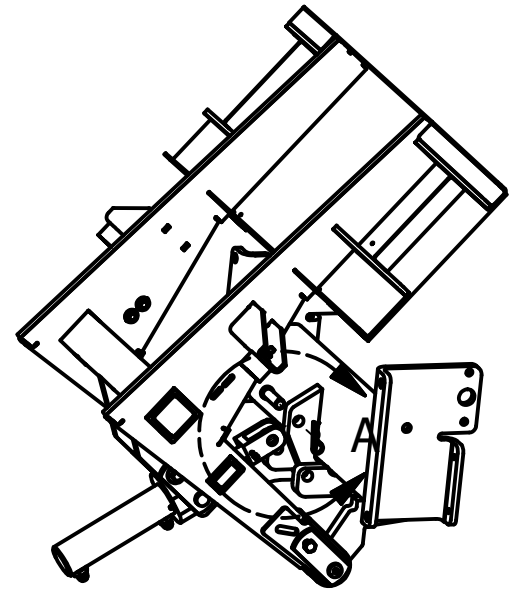
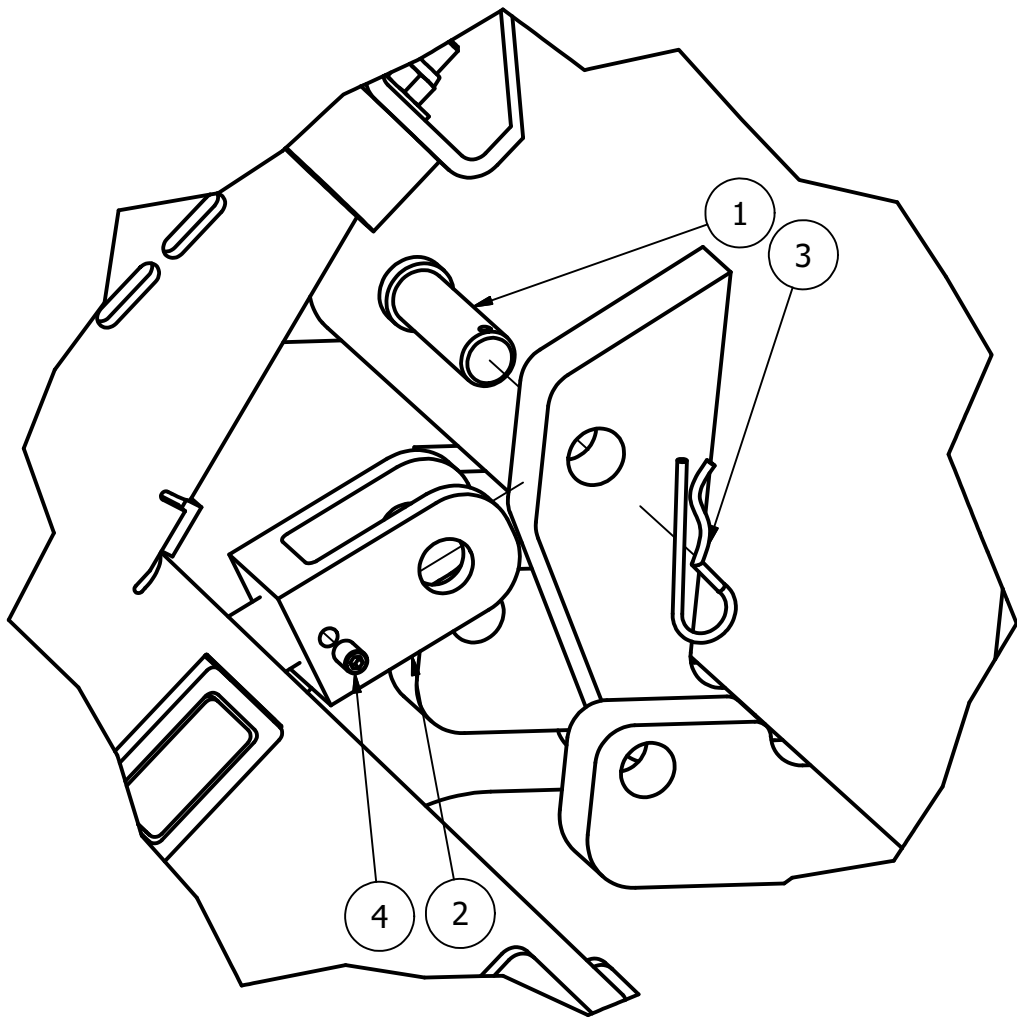
ITEM	QTY	PART NUMBER	DESCRIPTION
1	1	1-L-0000A	Vertical Plunger Top weldment
2	2	1-M-0232	Anti-Swing UHMW
3	1	1-M-0267	MODEL 200 - VERT PLUNG MAGNET HOLDER
4	1	1-M-Assembly-055	Magnet Assembly for Vertical Plunger - Model 200
5	4	1-Y-0202	Magnet w/o housing .33" OD x .33" long NEO38
6	2	1-Z-0025	Hex Cap Screw, 0.3125" - 18 UNC X 2.75"
7	2	1-Z-0077	Nylon Lock Nut, 0.375" - 16 UNC
8	2	1-Z-0097	Socket Head Cap Screw .375"-16 UNC X 1.75"
9	4	1-Z-0116	Washer, Flat Normal .375"



Vertical Plunger Bottom Assembly

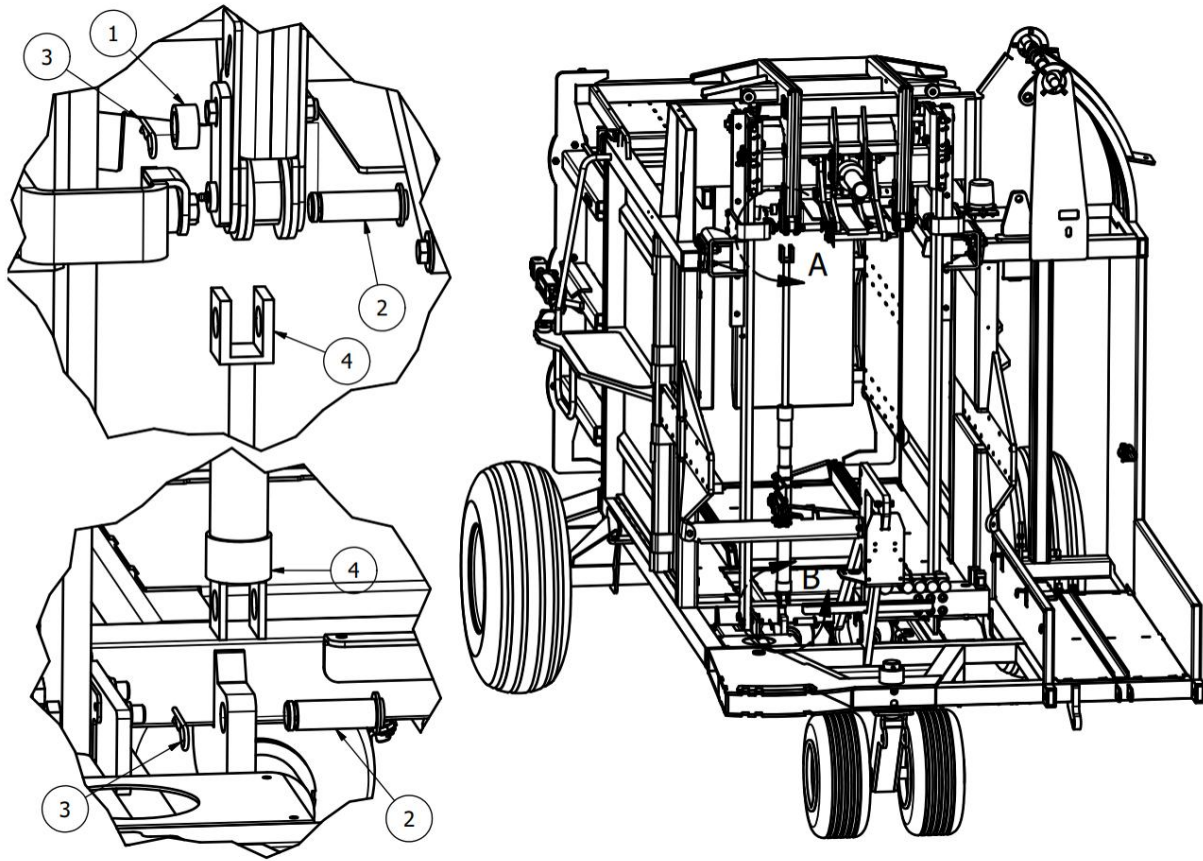
ITEM	QT	PART NUMBER	DESCRIPTION
1	1	1-L-0000A	Vertical Plunger Top weldment
2	1	1-L-0000B	Vertical Plunger Bottom weldment
3	2	1-M-0000AJ	Pin Weldment for Vertical Swing Cylinder
4	2	1-M-0000AA	Pin Weldment for Vertical Swing Cylinder
5	4	1-M-0217	Spacer Vert Plunger Main Pivot
6	1	1-Y-0831	Cylinder, Vertical Swing 2" bore 1" rod 6.75" stroke
7	4	1-Z-0015	Grease Zerk - Straight, self tapping 0.25" - 28
8	2	1-Z-0043	Hex Cap Screw, 0.5" - 13 UNC X 2"
9	2	1-Z-0048	Hex Cap Screw, 0.5" - 13 UNC x 3.5"
10	4	1-Z-0078	Nylon Lock Nut, 0.5" - 13 UNC
11	2	1-Z-0118	Washer, Flat Normal 0.5"





Vertical Plunger Swing Cylinder Assembly			
ITEM	QT	PART NUMBER	DESCRIPTION
1	1	1-Y-0135	Pin, Clevis .75" OD x 1.766" Usable, 2" Overall Length
2	1	1-Y-0831	Cylinder, Vertical Swing 2" bore 1" rod 6.75" stroke, Cushioned Stroke
3	1	1-Z-0001	Cotter, Hair Pin 0.148" Wire Dia, Fits 0.75" Shaft
4	1	1-Z-0131	Socket Set Screw Flat Point, 0.3125" - 18 UNC X 0.5"

New Features for Model 220



Vertical Plunger Cylinder Assembly			
ITEM	QT	PART NUMBER	DESCRIPTION
1	1	1-M-0251	Upper Vert Plunger Cylinder Pin Spacer
2	2	1-Y-0136	Pin, Cylinder 1"OD x 2.75" Usable with weld on washer end
3	2	1-Z-0001	Cotter, Hair Pin 0.178" Wire Dia, Fits 1" Shaft
4	1	1-Y-1106	Cylinder, Vertical Plunger 1.5" Bore, 0.875" Rod x 25.5" Stroke
5	1	1-X-0263	Inductive Sensor (Not Shown)



End of

Parts Manual

Model 200

Version 2.05

For more information, contact us at



P.O. Box 492
Alpena, MI 49707
(217) 285-6487
www.balebandit.com
sales@balebandit.com